

Alaska-Metrc Support Bulletin



Bulletin Number: AKIB#019_041919	Distribution Date: 04/19/19	Effective Date: 04/22/19
Contact Point: support@metrc.com	Subject(s): Remove ability to edit strain/item names.	
Reason: Metrc is providing details on the newest enhancements for the system.		

Greetings Metrc® Users,

Metrc is pleased to provide information on our upcoming enhancements within the software. On **April 22nd, 2019**, the Edit Strains and Edit Items sections of Metrc will be updated to prevent the ability to modify the name of a Strain/Item once it has been used. Users with plants permissions will now have a change strains button to take corrective action on a plant if it was incorrectly identified under a different strain.

Any user with plants permissions will now be able to see two new columns for Group and Group Type within their Vegetative and Flowering grids. All users with packages permissions will now have a Source Package column within their Packages grid. Please see the sections below for detailed descriptions of these changes.

Edit Strains

Please note that if the following has **not** occurred, then strains will still be available to edit:

- A strain name has not been associated to an Immature Plant Batch or Veg/Flowering plant

Strain # 1 (clear)

Strain Type part of the Strain name... Q

Name

Testing Status - Select -

THC1

CBD

Indica 0 25 50 75 100

Sativa 0 25 50 75 100

+

Please report THC potency as a percentage of the overall weight.
This means that if a particular strain tested as having 15% THC potency, then every gram of dried flower of that strain has 0.15 grams of THC. The reality is that potency can drastically change even between a single plant or from plant to plant. So, the percentage that should be entered into metrc® would be the average potency percentage from all tests in the prior two years. If no tests have been conducted please use your best estimate.

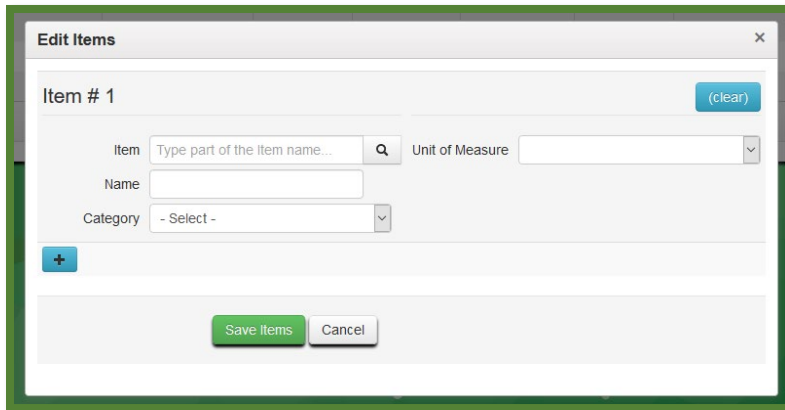
Save Strains Cancel

**** If the strain has been used, the Name field would be restricted. Also, upon selecting Save Strains the user would receive an error. Other fields within the strain can be edited.**

Edit Items

Please note that if the following has ***not*** occurred, then items will still be available to edit:

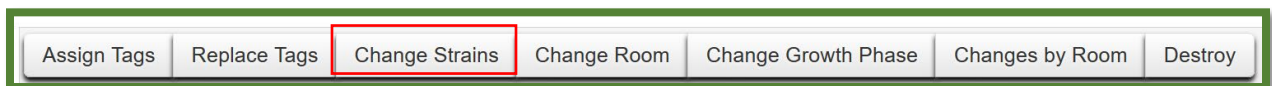
- The item has not been previously used in a package
- The item has not been finished or discontinued



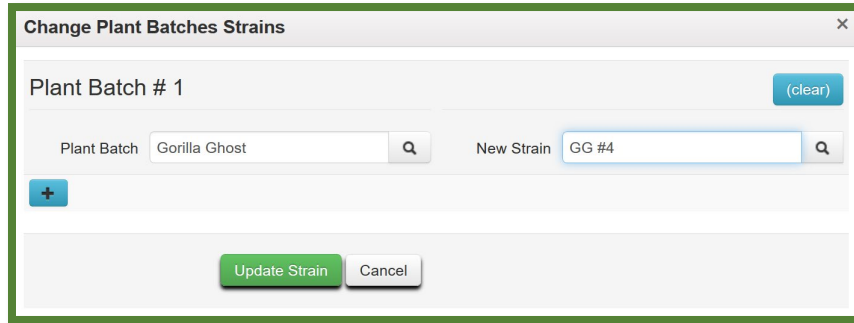
***** If the item has been used, the Name field would be restricted. Also, upon selecting Save Items the user would receive an error. Other required fields within the item can be edited.***

Changing Strains

If a user identifies that an incorrect strain was designated to an Immature Plant Batch or a Vegetative/Flowering Plant, they can select the Change Strain button.

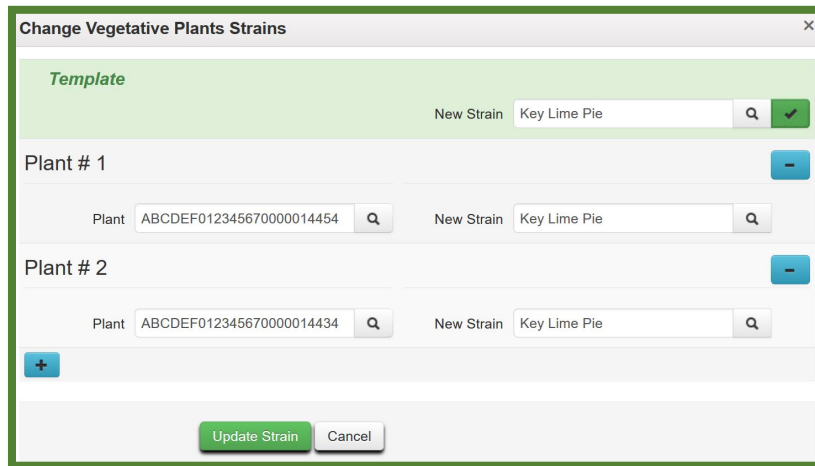


For Plant Batches, the user will be able to update the strain for the plant batch that was identified as incorrect. The "New Strain" option will be the selectable list of active strains created within the license.



**** If some plants within the immature batch have been transitioned to a new growth phase, they will not be updated by the immature batch strain change.**

For Vegetative or Flowering Plant(s), the user will be able to select the plant(s) that were identified as incorrect. The "New Strain" option will be the selectable list of active strains within the license.



**** If multiple plants are selected, a template can be used.**

Group and Group Type Columns

Any user that has plant permissions will now see two additional columns within their Vegetative and Flowering grids. The Group column will indicate the Immature Plant Group that specific plant came from. The Group Type column will indicate whether the plant came from a seed or clone, which is designated during the immature planting section of Metrc.

Tag	Strain	Room	Hold	Group	Group Type	Group Date
▶ ABCDEF012345670000010002	AK-47	Veg Room B	No	AK-47 Clone 1/20/2017	Clone	01/20/2017

Source Package Column

Any user that has package permissions will now see an additional column within their Packages grid. The Source Package column will indicate to the user which package tag was used to create the current package. If multiple packages went into the creation of a new package, then the user will see (multi-package) opposed to a single tag. If a package wasn't created from another package, the area will be blank.

Tag	Harvest	Source Package
▶ 🔍 ABCDEF012345670000012988	(multi-harvest)	(multi-package)
▶ 🔍 ABCDEF012345670000012987	Flo 6-11-2018	ABCDEF012345670000012971
▶ 🔍 ABCDEF012345670000012985	Blue Dream 013119	

Metric – Industry Training

Metric provides industry training and education workshops in person and online as well as training guides and videos.

- Register for workshops or classes online at: Metric.com/Alaska
- *You must attend at least one New Business (Level 1) class online before you may register for other classes*
- *We recommend that all industry users take classes every 3-4 months to stay updated on new features or changes*

Online classes available:

- Metric New Business (Level 1) – All Facilities
- Metric Advanced (Level 2)
- Metric Advanced (Level 2) – Testing Labs (Labs must request training via email)

Alaska-Metric Support Bulletin



Metric – Industry Support

Metric provides live interactive support for industry users and licensees. This information can be found on our website, when logged into Metric under your Support tab, and is listed below.

Check under the “Support” tab for additional resources.



Please be advised that the new *CSV Formatting Guide* and *Industry Reports Guide* are now located under the Support Tab.

Please feel free to contact support at support@metric.com or 877-566-6506 with any questions or to request a copy of previous industry bulletins.