

Bulletin Number: DC_IB_0039	Distribution Date: 10/26/21	Effective Date: 11/01/21
Contact Point: Metrc® Support	Subject: New Features in Metrc	
Reason: Metrc is providing an update on our upcoming feature release.		

Greetings Metrc Users,

Metrc is pleased to provide information on our newest enhancements within the software. These enhancements, fixes, or document updates include:

- I. Ability to Save Grid Column Configurations
- II. Magnifying Glass Button for More Details can be Clicked for the Information
- III. Fixed Grid Highlighting Issue
- IV. Updated CSV Formatting Guide

Please find on the following pages a detailed description of the enhancements:

Save Grid Configurations

All users will now be able to save their grid configurations in Metrc. This functionality means that if the same user edits the columns shown/hidden for a particular screen (Plants, Packages, Transfers, etc.), the same columns will appear when the user logs into that account. This functionality will even work when logging into different computers.

To turn on this feature, select the User Profile option under their profile dropdown on the top navigational bar. This step is shown below in **Figure 1**.

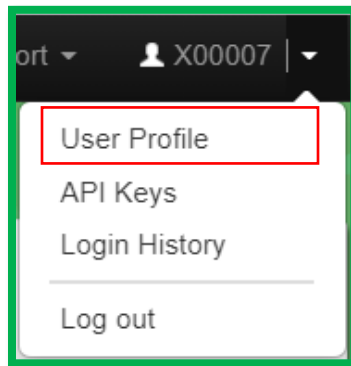


Figure 1: Navigate to User Profile

Once on the screen, the option to save grid configurations remotely can be seen under the User Preferences section of the page. If turning on the functionality to save the grid configurations, enable this by checking the box and saving the profile. This new option is shown below in **Figure 2**.

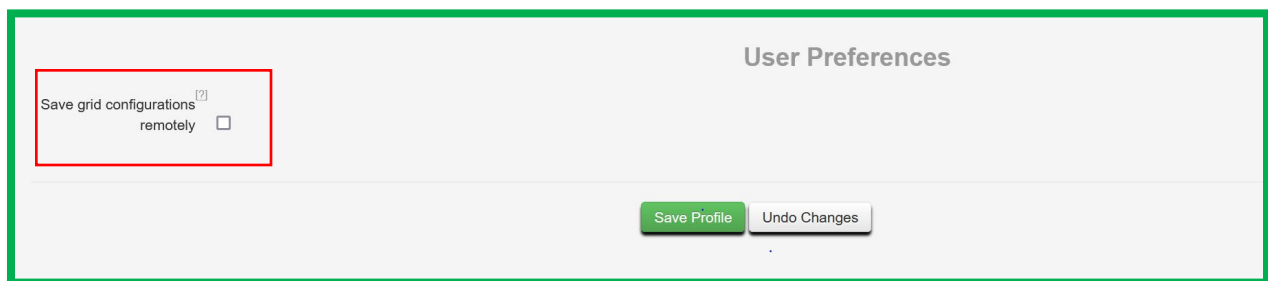


Figure 2: Save Grid Configurations Option

Clickable Additional Details Button

Users will now be able to view additional details about packages and harvests by selecting the magnifying glass symbol instead of hovering over it. The button for all package details is shown below in **Figure 3**. Please note that information will still be accessible by hovering over the magnifying glass.




Figure 3: Click on the Additional Details Button

By clicking this button, this will trigger the full package details window that will not disappear once you move the mouse from magnifying glass button as it did previously. An example of this window is shown below in **Figure 4**.

ABCDEF012345670000015169 ✕

Type	Product	Unit Volume	N/A	Process Val. Sample	No
Source Harvest(s)	N/A	Unit Weight	N/A	Product Requires Remediation	No
Source Package(s)	ABCDEF012345670000015161	Unit Quantity	N/A	Contains Remediated Product	No
Location	N/A	Item Serving Size	N/A	Administrative Hold	No
Location Type	N/A	Item Supply Duration Days	N/A	Packaged By	060-X0001
Patient	N/A	Quantity	200 g	Packaged Date	09/10/2018
Item	Buds (bulk by gm)	Note	N/A	Received Date	N/A
Item From License No.	N/A	Production Batch	No	Received From License	N/A
Item From Facility	N/A	Source Production Batch(es)	N/A	Received From Facility	N/A
Category	Buds	Trade Sample	No	Status	Active
Item Strain	Blu Kayote	Donation	No		
Unit CBD Percent	N/A	Source Package Donation	No		
Unit CBD Content	N/A	Donation License No.	N/A		
Unit CBD Content Dose	N/A	Donation Facility	N/A		
Unit THC Percent	N/A	Initial Lab Testing	NotSubmitted		
Unit THC Content	N/A	Lab Testing	NotSubmitted		
Unit THC Content Dose	N/A	Lab Testing Date	09/10/2018		

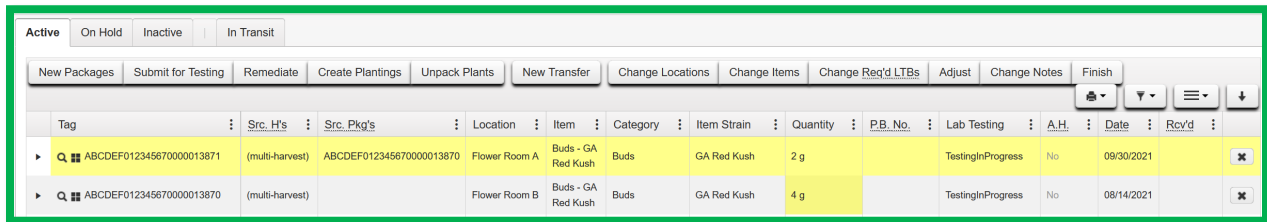
Figure 4: Package Details Popover Window

Grid Highlight Update

In the most recent release, users may have noticed when a new action was recorded within the screen they were working in, certain areas highlighted in yellow as you see below in **Figure 5**.

This change was intentional, and the purpose was to provide users a clearer indication when a change had occurred on their screen. Examples of highlighting that could occur would be repackaging, adjusting, changing locations, etc.

It was identified during the release, that some areas were highlighting unexpectedly. Within this release, the areas that aren't changing such as history will no longer highlight when being selected. If there are any areas that are still highlighting when no changes occur, please notify support@metrc.com.



Tag	Src. H's	Src. Pkg's	Location	Item	Category	Item Strain	Quantity	P.B. No.	Lab Testing	A.H.	Date	Rcv'd
ABCDEF012345670000013871	(multi-harvest)	ABCDEF012345670000013870	Flower Room A	Buds - GA Red Kush	Buds	GA Red Kush	2 g		TestingInProgress	No	09/30/2021	
ABCDEF012345670000013870	(multi-harvest)		Flower Room B	Buds - GA Red Kush	Buds	GA Red Kush	4 g		TestingInProgress	No	08/14/2021	

Figure 5: Grid Highlights

Updated CSV Formatting Guide

Metrc has updated its CSV Formatting Guide to cover all available options. This Guide can be found under the support menu of the top navigational bar. This menu is shown in **Figure 6** below.



Figure 6: CSV Formatting Guide

Please feel free to contact support at support@metrc.com or 877-566-6506 with any questions.