



Introduction to California Cannabis Track-and-Trace System

Scott Denholm
Executive Director Metrc



CALIFORNIA DEPARTMENT OF
FOOD & AGRICULTURE



**BUREAU OF
CANNABIS
CONTROL**
CALIFORNIA



California Department of
PublicHealth

Agenda

- Who is Franwell?
- Introduction to Metrc
- Working with Metrc
 - Obtaining User Access
 - Tags and Tracking
 - Plants
 - Packages
 - Manufacturing
 - Transfers
 - Laboratory Testing
 - Retail Sales
 - Reports
- RFID, What and Why
- Integration with other Software
- Support



Who is Franwell?

- 25+ years of business experience in (high flow & volume) supply chain processes & tracking
- 30+ years of experience in computer technologies
- 15+ years focused on auto identification technology (Bar-coding, RFID, etc.)
- Current Statistics:
 - Over **53,000** Industry users enrolled
 - Over **200** State users
 - Over **11,501,800** plants commissioned
 - Over **8,527,139** packages tracked
 - Over **1,421,585** travel manifests processed



MARYLAND
MMCC

Natalie M. LaPrade
Maryland Medical Cannabis Commission



Introduction to Metrc

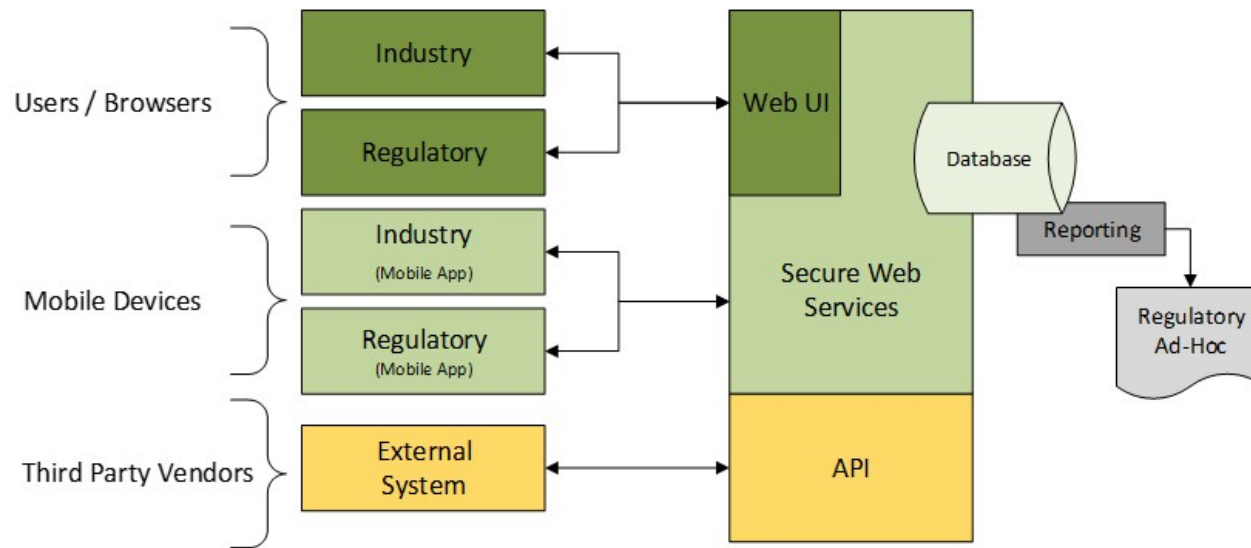
Scope

- Metrc® is a compliance management solution used by regulatory bodies for the oversight of the cannabis industry.
- Metrc is a cloud hosted on-line software reporting system used by licensed cannabis businesses to manage and report supply chain activities as required by State rules.
- CCTT-Metrc is California's implementation of Metrc (metrc.com/California)



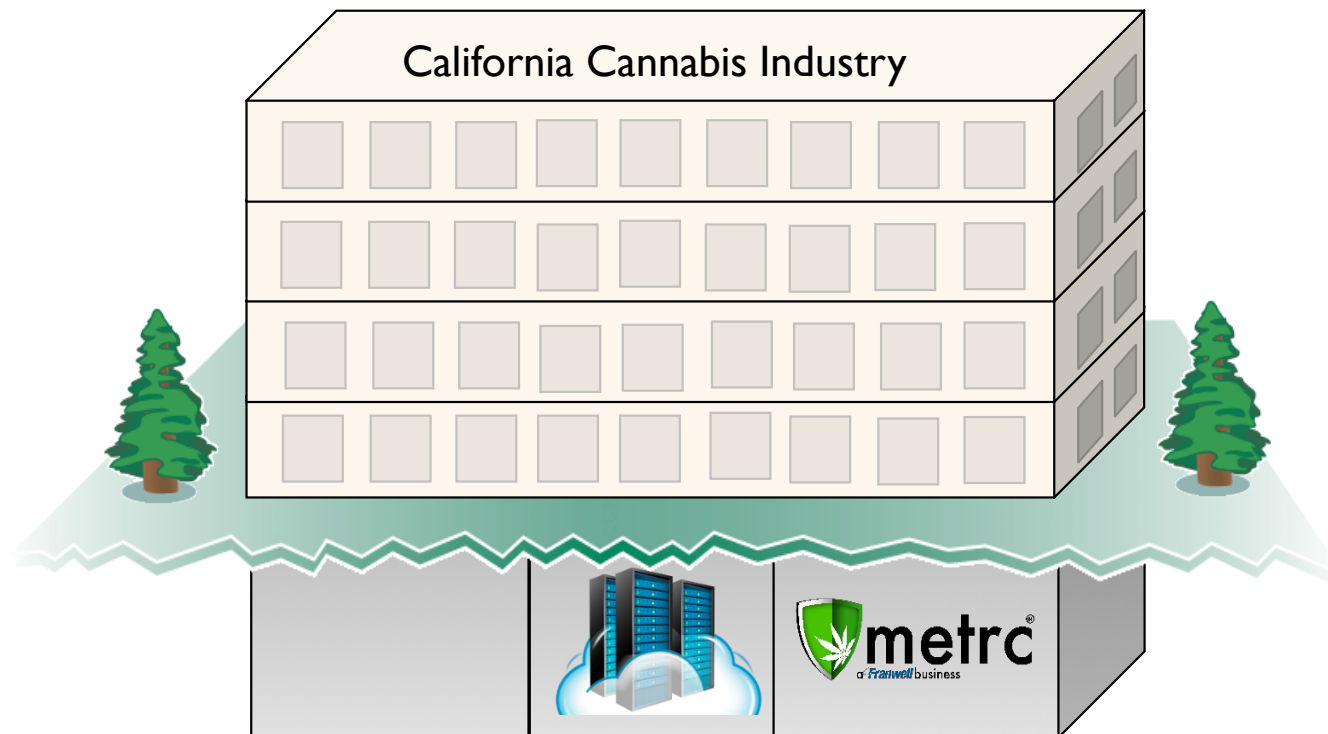
What Makes up Metrc?

- The system consists of:
- A web application
- Web services
- A mobile application for site inspection
- A mobile application for industry use

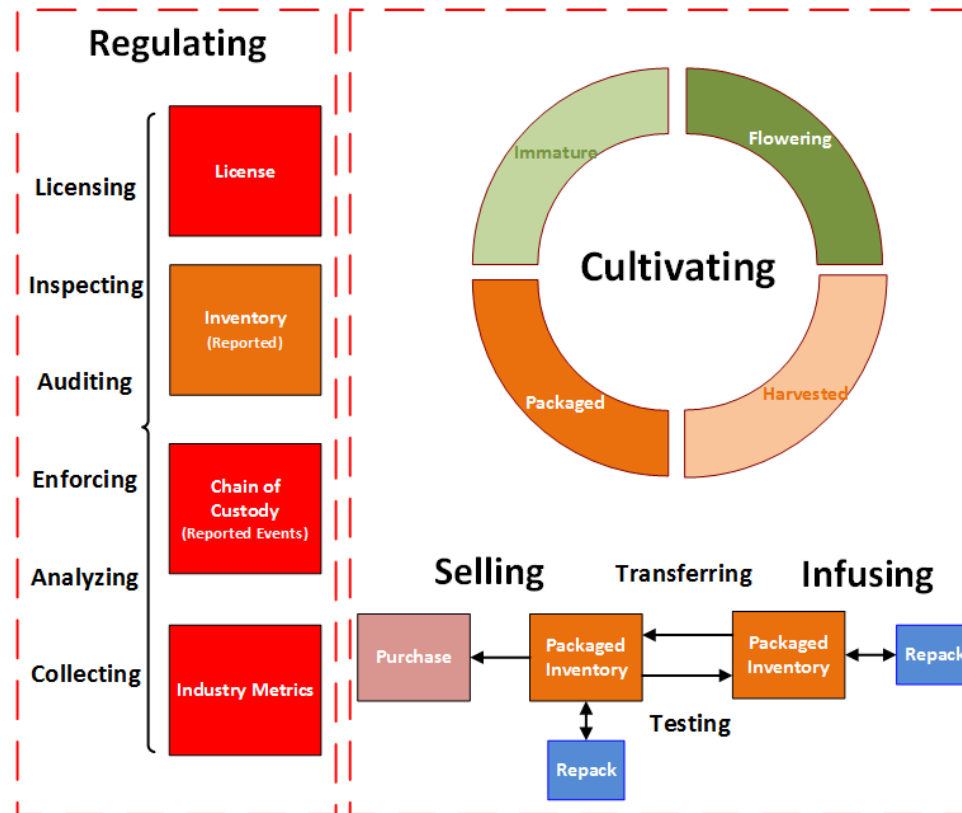


How Metrc is Built

- Private dedicated hardware
- Secure on-line access
- Real-time with data backup and failover



How Metrc is Organized



- “Immature plant” or “immature” means a cannabis plant that is not flowering.
- “Flowering” means that a cannabis plant has formed a mass of pistils measuring greater than one half inch wide at its widest point.

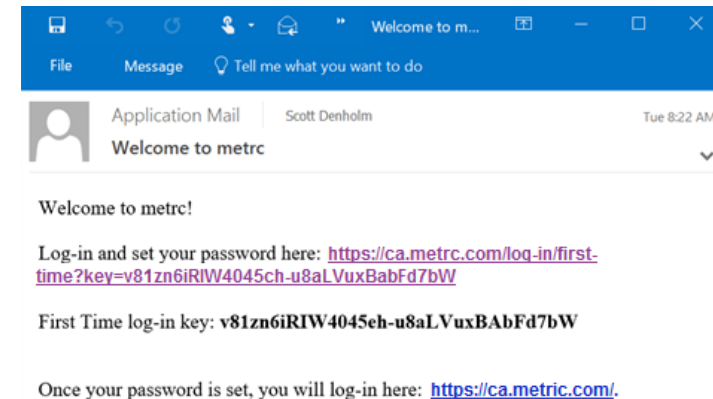




Working with Metrc

Obtaining User Access

- Submit your Annual license application and take the required training
- Obtain approval of Annual license
- Call or email Metrc Support to receive confirmation of Annual license and training completion
- Follow these steps to complete your login credentials upon receipt of welcome email:
 - Click on the first link in the "Welcome to Metrc" email. You will be directed to the website.
 - Accept State Attestation and Metrc Terms and Conditions
 - Setup a User Profile

A screenshot of the "Account Recovery" form on the Metrc website. The form is divided into two main sections: "Contact Info." and "Security Info.". The "Contact Info." section includes fields for "Full Name" (labeled "Your Name"), "Email" (with "john@gmail.com" entered), and "Phone Number" (with "719-555-2222" entered). The "Security Info." section includes fields for "Username" (with "M0000X" entered), "Password", and "Confirm Password". Below these fields is a "Security Question" field and a "Security Answer" field, with a "View Security Answer" checkbox. At the bottom of the form are two buttons: "Save Profile" and "Undo Changes". Eight numbered blue circles with arrows indicate the sequence of steps: 1. Enter email address, 2. Password, 3. Enter Personal Security Question, 4. Security Question, 5. Security Answer, 6. Occupational License Number - Badge Number, 7. Save Profile button, and 8. Confirm password. The form also has a "Save Profile" button and an "Undo Changes" button.

Setup Business Profile

For each license (facility) add:

1. Employees
2. Strains
3. Items
4. Rooms (Cultivators Only)

California Regulations can be accessed at:

California Department of Food and Agriculture (CDFA): <http://cannabis.cdfa.ca.gov/>
Cultivator licenses

Bureau of Cannabis Control (BCC): <http://www.bcc.ca.gov>
Distributor, Retailer, Testing Laboratory and Microbusiness licenses

California Department of Public Health (CDPH): <https://www.cdph.ca.gov/Programs/CEH/DFDCS/Pages/MCSB.aspx>
Manufacturing licenses

Permissions for Each Type of License Facility

	Cultivator	Cultivator Processor Only	Distributor	Distributor Transporter Only	Manufacturer	Manufacturer Packager Only	Retailer	Testing Laboratory	Microbusiness
Plants	✓								✓
Packages	✓	✓	✓		✓	✓	✓	✓	✓
Packages - Remediation					✓	✓			✓
Packages - Test Product								✓	
Licensed Transfers	✓	✓	✓		✓	✓	✓	✓	✓
Transfers Hub			✓	✓				✓	✓
Sales							✓		✓
Admin	✓	✓	✓	✓	✓	✓	✓	✓	✓
Reports	✓	✓	✓	✓	✓	✓	✓	✓	✓

Setup Product Profile

Categories

- Capsule/Tablet
- Concentrate (liquid)
- Concentrate (liquid each)
- Concentrate (solid)
- Concentrate (solid each)
- Edible
- Edible (each)
- Extract (liquid)
- Extract (liquid-each)
- Extract (solid)
- Extract (solid-each)
- Flower
- Fresh Cannabis Plant
- Immature Plant
- Kief
- Leaf
- Liquid
- Liquid (each)
- Pre-Roll Flower
- Pre-Roll Leaf
- Suppository (each)
- Tincture
- Tincture (each)
- Topical
- Topical (liquid)
- Topical (liquid-each)
- Topical (solid)
- Topical (solid-each)
- Vape Oil
- Vape Oil (each)

Items

- Item names are used to identify what type of item is packed into a package.
- Category
- Type of product
- Quantity
- Unit of measure
- Used for traceability and recalls if necessary.



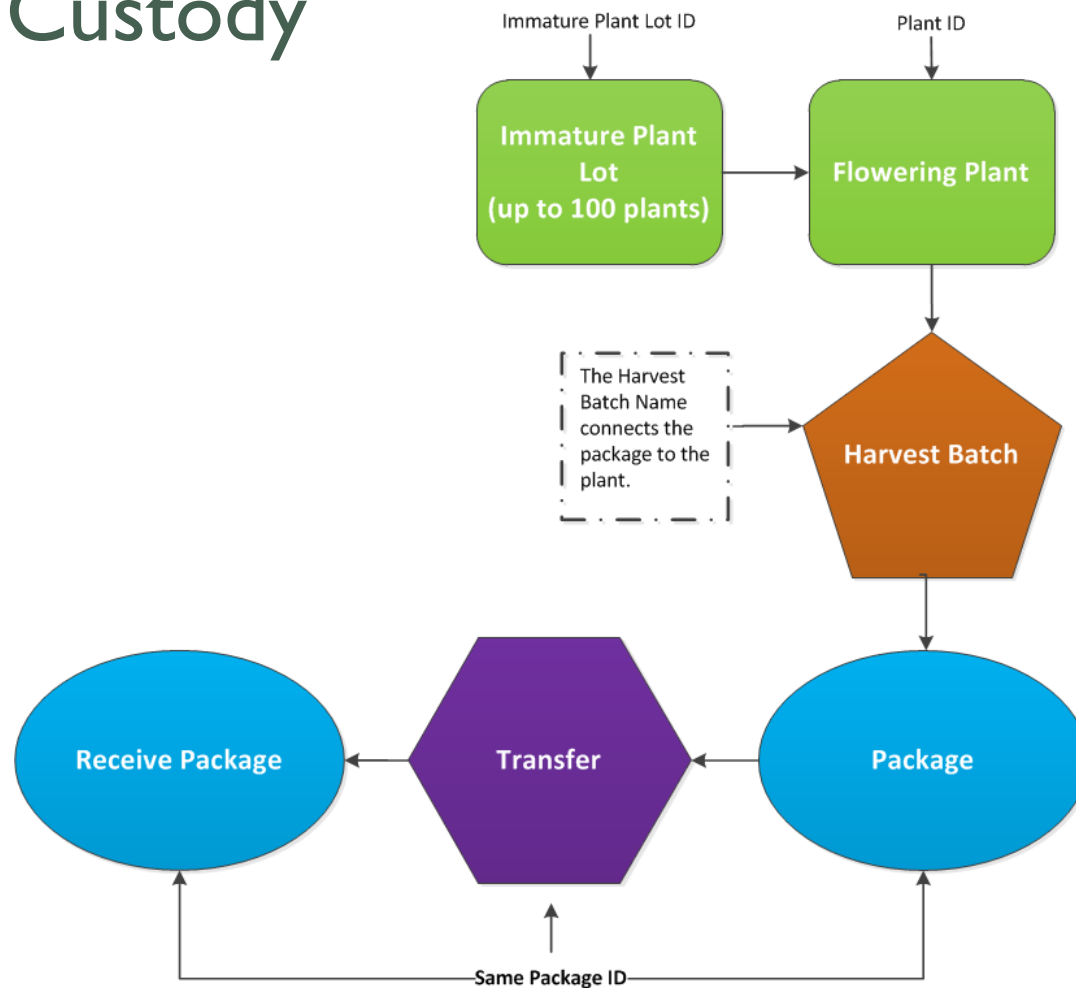
Tags and Tracking

Tagged Inventory in Metrc

- There are two types of tagged inventory in Metrc: Plants and Packages.
 - 🌿 **Plants** are immature or flowering. All plants must enter the system through immature plant lots (up to 100 plants / lot).
 - 🌿 Immature plant lots (up to 100 plants) are assigned a Unique Identifier Plant tag.
 - 🌿 Each immature plant must be labelled with the lot Unique Identifier (UID).
 - 🌿 Individual flowering plants are assigned a Plant tag.
 - 🛍️ **Packages** are created from immature plants, harvest batches, testing lab samples, production batches, and other packages.
- Licensees order tags through Metrc (costs of tags are incorporated into the license fees).



Chain of Custody




Tag Explanation

Plant



Package

- Peel and stick – adhesive backing.
- Package tag is used for transferring packages and tracking of finished product for each licensee in the chain of custody.
- The package tag is perforated with the “Package ID #” printed on the upper and lower sections. (example: can be used for jar labeling in order to identify associated package).



Immature Plant Lot Tagging



- One UID (plant tag) is assigned to an Immature Plant Lot (up to 100 plants per lot).
- Each plant in the lot must be labelled with the corresponding UID.

Tag Attached to Flowering Plant

- Plant Tags are assigned to individual plants when moved to canopy or when plant flowers
- Must be attached to main stem at the base of each plant using a tamper evident strap or zip tie
- Must be visible and within clear view

Reminder

- “Immature plant” or “immature” means a cannabis plant that is not flowering.
- “Flowering” means that a cannabis plant has formed a mass of pistils measuring greater than one half inch wide at its widest point.





Plants

Plant Tracking

Each phase of plant life captured

Ability to replace tags, change rooms, record destroyed plants, record additives, record waste, and create plantings.

Each plant location captured

Each plant uniquely serialized

Complete event history

The screenshot displays the 'Plants' section of the system. It features a top navigation bar with tabs for 'Immature', 'Inactive', 'Flowering', 'On Hold', 'Inactive', 'Additives', 'Waste', 'Harvested', 'On Hold', and 'Inactive'. Below this is a sub-navigation bar with buttons for 'Replace Tags', 'Change Room', 'Changes by Room', 'Destroy', 'Record Additives', 'Record Waste', 'Create Plantings', 'Manicure', and 'Harvest'. The main content area shows a table with columns for Tag, Strain, Room, Hold, Group Date, and Phase Date. A single plant is listed with Tag '1A4FF00000000020000000133', Strain '9 Lb. Hammer', Room 'Flower Room 3', Hold 'No', Group Date '11/06/2017', and Phase Date '11/19/2017'. Below the table is an event history section with columns for Description, Employee, Date, and Reported. The events listed are: 'Planted' (John Jones (Jones5...), 11/06/2017, 11/06/2017 03:05 pm), 'Plant moved to room "Immature Room 3"' (John Jones (Jones5...), 11/18/2017, 11/19/2017 09:17 pm), 'Changed Growth Phase to Flowering' (John Jones (Jones5...), 11/18/2017, 11/19/2017 09:17 pm), 'Attached tag 1A4FF00000000020000000133' (John Jones (Jones5...), 11/18/2017, 11/19/2017 09:17 pm), and 'Moved to room "Flower Room 3"' (John Jones (Jones5...), 11/19/2017, 11/19/2017 09:29 pm). The interface also includes pagination controls at the bottom.

Tag	Strain	Room	Hold	Group Date	Phase Date
1A4FF00000000020000000133	9 Lb. Hammer	Flower Room 3	No	11/06/2017	11/19/2017

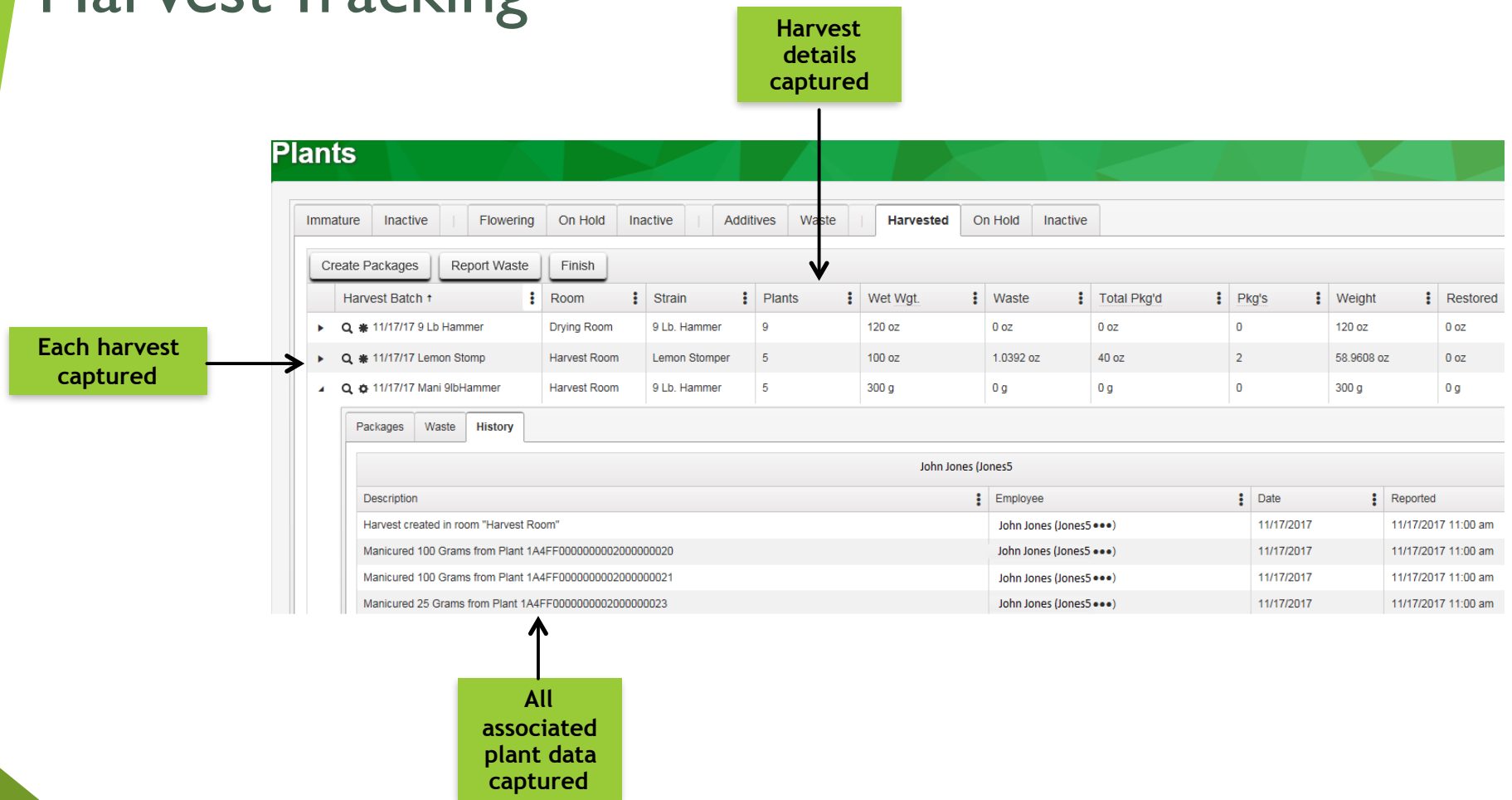
Description	Employee	Date	Reported
Planted	John Jones (Jones5...)	11/06/2017	11/06/2017 03:05 pm
Plant moved to room "Immature Room 3"	John Jones (Jones5...)	11/18/2017	11/19/2017 09:17 pm
Changed Growth Phase to Flowering	John Jones (Jones5...)	11/18/2017	11/19/2017 09:17 pm
Attached tag 1A4FF00000000020000000133	John Jones (Jones5...)	11/18/2017	11/19/2017 09:17 pm
Moved to room "Flower Room 3"	John Jones (Jones5...)	11/19/2017	11/19/2017 09:29 pm

Harvest Steps - Cultivator

- **Harvest Name** – Harvest name is required to be unique name. Strain Name & Harvest Date is recommended best practice.
- **Weight** – the plant in its entirety after being cut from root ball (stems, stalk, flower, leaves, trim, etc.)
- **Waste** – can be multiple entries but must be reported within 3 days after it is created. Waste may include stems, stalk, flower, leaf, trim, etc.
- **Package** – package with unique identifier (flower, leaf, kief, fresh cannabis plant, or pre-rolls)
- **Finish** – when Harvest Batch (HB) is completely done (packages created and waste calculated), click 'Finish'. Any remaining weight associated to the HB is considered moisture loss. Harvest must be completed within 60 days.
- **Transfer** – must create transfer manifest to move product (by a Distributor) to a Processor or Manufacturer or to a Distributor for testing and quality assurance prior to retail sale.






Harvest Tracking





Packages

Packages in Metrc - Definition

-  Any amount of cannabis or cannabis product that may be sold, manufactured or transferred, must be placed into one or more packages, each package having a UID (package tag) created in Metrc.
-  Any product that you intend to transfer from one licensee to another must have a UID which must be physically attached to the package.
-  Metrc allows you to repack any package into a new package.



Package Tracking

Each package uniquely serialized

All associated plant or product data captured

Freedom Farms Cultivation | CML17-000001

California

Active On Hold Inactive

New Packages Submit for Testing Create Plantings Unpack Plants New Transfer Change Items Adjust Finish

Tag	Harvest	Item	Category	Quantity	P.B.	P.B. No.	Lab Testing	A.H.	Date	Rcv'd
1A4FFD100000002000000025		Afghan Haze Trim	Leaf	11 g	No		NotSubmitted	No	11/17/2017	
<p>Description</p> <p>Packaged 11 Grams of Afghan Haze Trim from another Package</p> <p>- Took 11 Grams of Afghan Haze Trim from Package 1A4FFD100000002000000022</p> <p>Employee Date Reported Sources External App</p> <p>John Jones (Jones5... 11/17/2017 11/17/2017 02:20 pm User</p> <p>John Jones (Jones5... 11/17/2017 11/17/2017 02:20 pm User</p>										
1A4FFD100000002000000012		Immature Pineapple Express	Immature Plant	5 ea	No		NotRequired	No	11/14/2017	
1A4FFD100000002000000010		Immature Pineapple Express	Immature Plant	5 ea	No		NotSubmitted	No	11/13/2017	
1A4FFD100000002000000005		Immature Pineapple Express	Immature Plant	0 ea	No		NotSubmitted	No	11/09/2017	11/09/2017
1A4FFD100000002000000009		Immature Pineapple Express	Immature Plant	12 ea	No		NotSubmitted	No	11/08/2017	

Page 1 of 1 20 rows per page Viewing 1 - 2 (2 total)

Page 1 of 1 20 rows per page Viewing 1 - 5 (5 total)

Complete package status & history



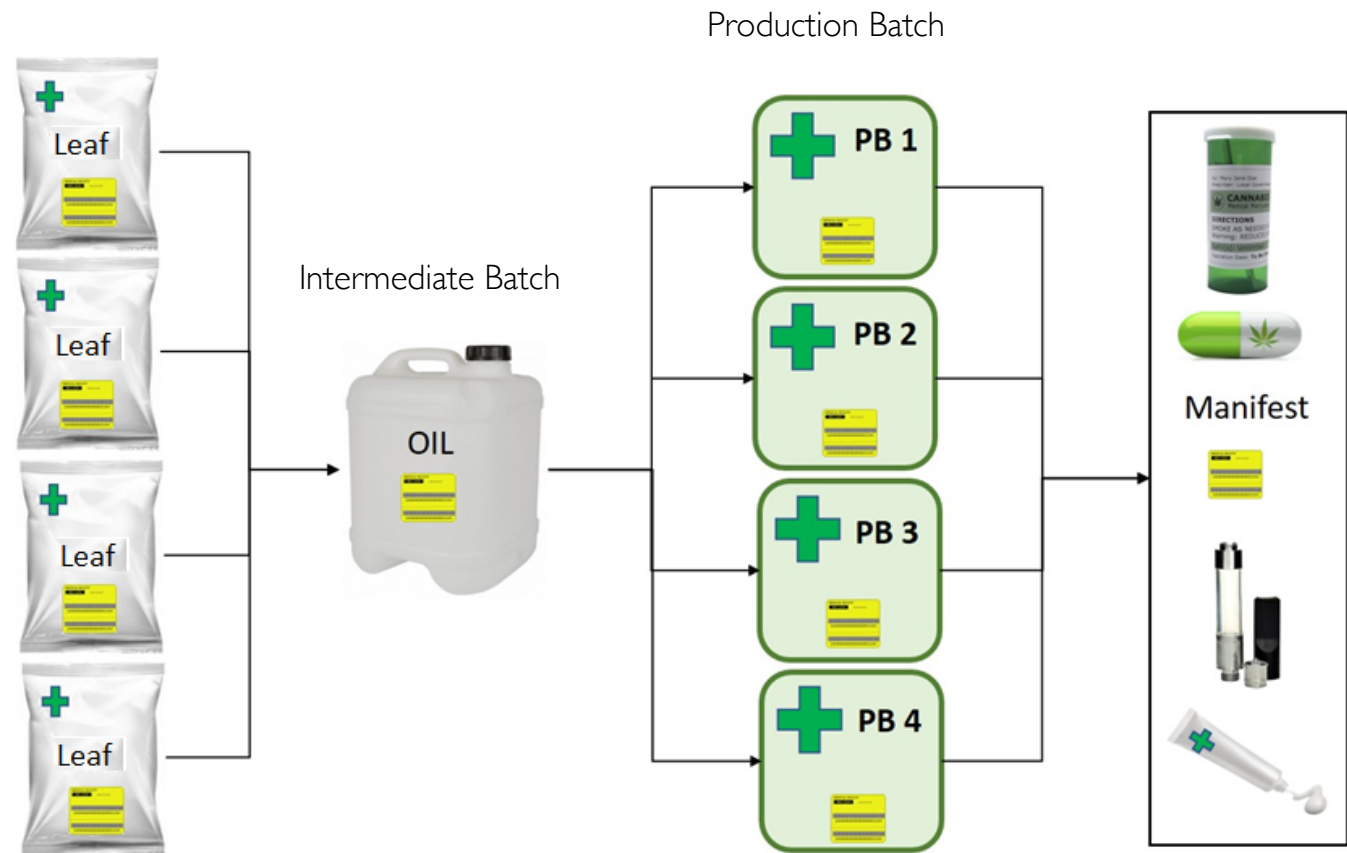
Manufacturing

Packages, Intermediate Batches and Production Batches

- Incoming packages can be used in an intermediate batch such as making **concentrate**.
 - Pull from existing packages to make an intermediate batch of **concentrate**.
 - Create a new package for the **concentrate**.
 - The newly packaged **concentrate** may then be partially used in a production batch to make an infused product such as an Infused Edible or Infused Non-Edible or another Concentrate.



Manufactured Product Process





Transfers

Transfers

- A transfer must be created anytime a package moves from one licensed facility to another (even on same property).
- A transfer can be rejected by package or wholly reject all packages.
- A rejected package will require the originating Licensee to receive the rejected package back into inventory.
- You can only transport packages if you have a Distributor license or a Laboratory with samples.
- Transporters are required to record actual departure and arrival times in Metrc.

New Licensed Transfer

Destination 1: Type part of the License Number [Search] Type: - Select -

Planned Route: [Empty Box]

Est. Departure: 11/22/2017 today 10:42 AM

Est. Arrival: 11/22/2017 today 10:42 AM

Transport # 1: Type part of the License Number [Search] Layover: ☐

Employee ID: [Empty Box] Vehicle Make: [Empty Box]

Driver's Name: [Empty Box] Vehicle Model: [Empty Box]

Driver's Lic. No.: [Empty Box] License Plate: [Empty Box]

Phone No.: 831-728-9772 (Use default)

Package # 1: Type part of Package number [Search]

Package: [Empty Box]

Destination: [Empty Box]

Register Transfer Cancel

metrc METRC® CANNABIS TRANSPORTATION MANIFEST

All sales transactions are to be completed prior to transportation of any cannabis. The receiving entity may reject product delivered, but amount delivered must be limited to amount agreed upon in prior sales transaction.

Manifest #:	0000001101	Date Created:	11/17/2017 5:31 PM
Originating Entity:	Freedom Farms Cultivation	For Agency Use Only	
Originating License Number:	CML17-0000001		
Address of Originating Entity:	1702 Freedom Blvd Suite 20 Freedom, CA 95019		
Phone No. of Originating Entity:	831-728-9772		

Destination # 1:	Harvest Moon Manufacturer	Destination Phone No.:	530-887-6298
Destination License Number:	CDPH-0000003	Date and Approximate Time of Departure:	11/17/2017 5:23 PM
Address of Destination:	13500 Cement Hill Rd Nevada City, CA 95959	Date and Approximate Time of Arrival:	11/17/2017 7:22 PM
Roads to be Traveled:	1233	Actual Date/Time of Arrival:	11/17/2017 5:38 PM
		Date/Time Received:	11/17/2017 5:43 PM
		Notes: details for extraordinary circumstances (e.g., road closure, flat tire, etc.)	

Transporter # 1:	Cannabis Connection Distributor	Non-Layover	
Transporter License Number:	A11-0000002		
Address of Transporter:	4200 MILLPORT BLVD Sacramento, CA 95823		
Contact Phone No. for Inquiries:	831-728-9772		
Name of Person Transporting:	Shirley McElroy	Employee ID of Driver:	1234
State Driver's License No.:	B1234567	Signature of Person Transporting:	
Make, Model, License Plate No.:	Honda Civic 7ABC123		

Package Label	Harvest Name	Item Name	Weight/Quantity
1A4FF0100000000000000002		Alghan Haze Trim (Lent)	Shp: 14.0000 g Rec: 14.0000 g

PRODUCT REJECTION (If only a portion of shipment is rejected, circle that portion above)

Name of Person Receiving or Rejecting Product: [Empty Box]

I confirm that the contents of this shipment match weight records entered above, and I agree to take custody of those portions of this shipment not circled above. Those portions circled were returned to the individual delivering this shipment.

Signature: [Empty Box] Date: [Empty Box]

Signature of individual taking receipt of rejected portion of this shipment: [Empty Box]

Transfer Tracking

Transfer manifest created, and monitored by the system

Licensed Transporter and estimated and actual departure and arrival times

Manifest package details

Licensed Transfers

Cannabis Sales | M10-0000004-LIC

California

New TransferView Manifest

IncomingOutgoingRejected

Manifest

Origin

Type

Pkg's

ETD

ETA

Received

0000001201

CML17-0000001
Cannabis Farms

Transfer

4

01/03/2018
11:42 am

01/03/2018
12:42 pm

Transporter

ETA

ATA

ETD

ATD

M10-0000010-LIC
Cannabis Transport

Page 1 of 1

20 rows per page

Viewing 1 - 1 (1 total)

Package

Harvest

Item

Category

Shipped Qty.

Gross Wgt.

Ship Whsle. Price

Received Qty.

Rcv. Whsle. Price

Status

1A4FF01000000220000000025

Immature Strawberry

Immature Plant

5 ea

N/A

N/A

Shipped

1A4FF01000000220000000026

Immature Girl Scout

Immature Plant

10 ea

N/A

N/A

Shipped

1A4FF01000000220000000027

Immature FOG

Immature Plant

20 ea

N/A

N/A

Shipped

1A4FF01000000220000000028

Immature Shark

Immature Plant

25 ea

N/A

N/A

Shipped

Page 1 of 1


20 rows per page

Viewing 1 - 4 (4 total)

Notes to Remember about Transfers

- A package must exist in order for it to be selected for transfer. Transfers are real-time inventory-dependent.
- If you receive a package that doesn't match the weight, volume or count on the manifest (but varies only slightly) you must adjust the package in your inventory to report the actual, adjusted weight, volume or count.
- If you have any question at all about the transfer; then you need to reject it.





Transfer Procedures – Annual vs. Temporary Licenses

Transfers Involving Temporary Licensees

- After completing required training, an approved Annual licensee will be credentialed into Metrc and report supply chain activities (Metrc Enabled).
- Temporary licensees will not be provided access to Metrc to report supply chain activities (non-Metrc Enabled).
- Transfers between temporary and Annual licensees require some manual paper process.
 - The paper process is also required for transfers between two temporary licensees.





Manual Manifest Transfer Process

If the **originating** licensee is a Metrc enabled Annual licensee and the destination entity is a temporary licensee:

- ✦ The originating licensee creates an external manifest in Metrc by manually entering the temporary licensee information on the external transfer manifest.
- ✦ The Distributor keeps the manifest during transport, and documents the departure and arrival information.
- ✦ The destination licensee receives the transfer and follows the paper process prescribed by the Licensing Authority.



Manual Manifest Transfer Process

If the **destination** licensee is a Metrc enabled annual licensee and the sending entity is a temporary licensee:

- 🍃 The originating temporary licensee creates a paper transfer document (per the paper process prescribed by the Licensing Authority) that contains the required package details.
- 🍃 The Distributor keeps the paper transfer document during transport, and documents the departure and arrival information.
- 🍃 The destination licensee enters the paper transfer document details and assigns a package tag UID from Metrc using the external transfer function.



Distributors

Distributors



Only Distributors can transport packages



Testing Laboratories can transport packages of samples



Important role in maintaining Chain of Custody during transport

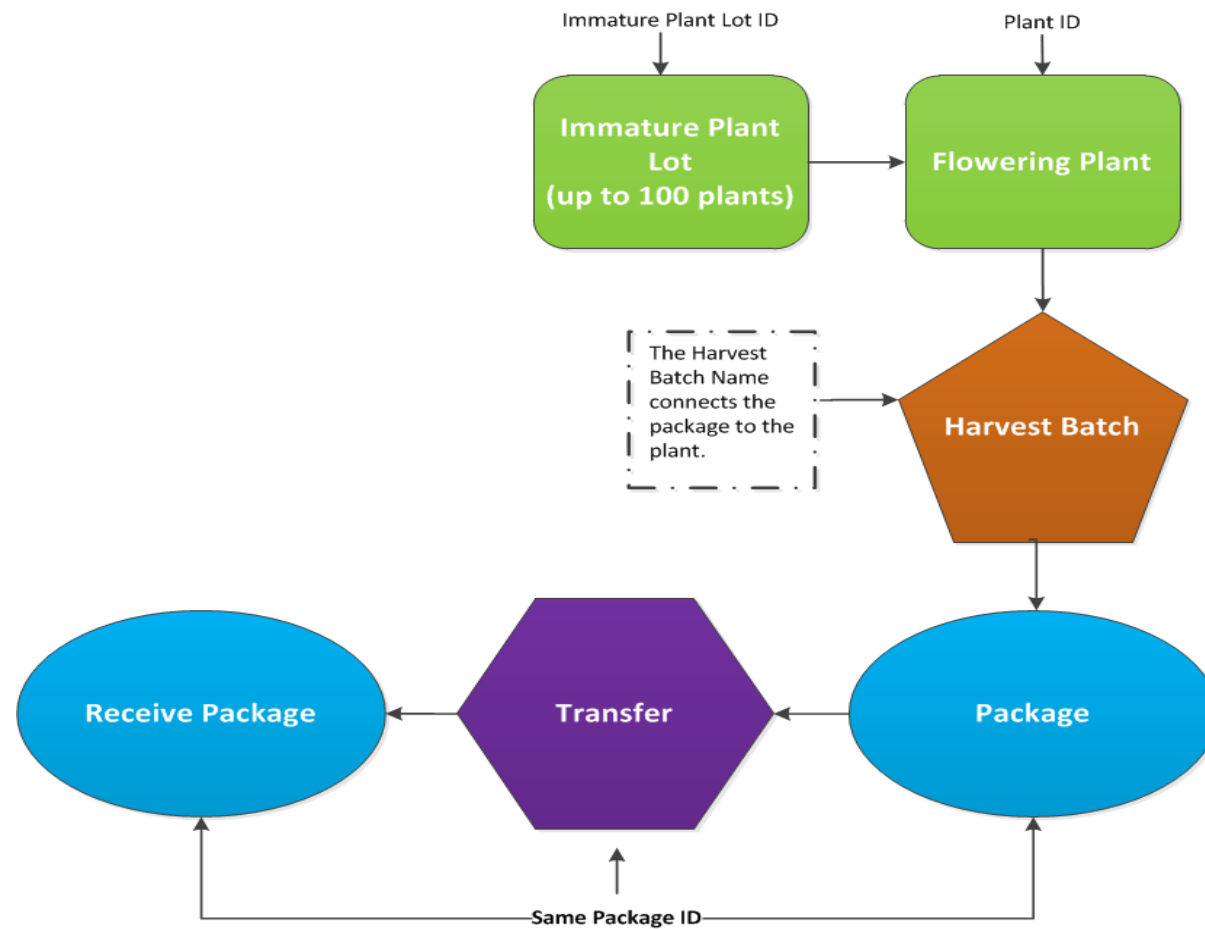


Responsible for submitting samples of final product for testing prior to transferring to Retailer



Distributors are required record actual departure and arrival times at destinations and layover stops in Metrc

Chain of Custody





Laboratory Testing

Lab Test Results

Record Tests

Test Package # 1 (clear)

Package 1A4FF0300000026000000004 Q

Result Date 01/03/2018 today

Test Batch - Select -

Mini-template

Status ☐ Passed ☐ Failed ☒

Result # 1 Escherichia coli. (pass/fail) Q

Test Result ex. 100.2345 Q

Status ☐ Passed ☐ Failed

Notes Additional notes...

Result # 2 Salmonella spp. (pass/fail) Q

Test Result 0.0001 Q

Status ☐ Passed ☐ Failed

Notes Additional notes...

+ (results)

Record Tests Cancel

Test Result Tracking

Selecting a Test Batch Adds One or More Tests

Test Results recorded by Quantity and Status.

Notes can also be recorded.



Retail Sales

Sales

 Recording of Sales in Metrc is “reporting last event in chain of custody” and are entered **by transaction** per California requirements

 Total quantity

 Unit of Measure

 Date and time

 Total dollars of the sale

 Transactions must be entered within 24 hours

 There is sales data import functionality currently with POS companies

 CSV File upload



Sales Reporting

Sales Receipts

Record Receipts Edit Receipts Import Daily Sales (read-only)

Receipt Sales Customer Type Patient

Record Receipts ×

Sales Receipt # 1 (clear)

Sale Date/Time 10/30/2017 today

Customer ☐ Consumer ☐ Patient

02 : 46 PM

Package # 1 ABCDEF012345670000025183 (clear) Quantity ex. 100.23 - Select -

Available 6.9251 oz Total Price \$ ex. 100.23

+ (package)

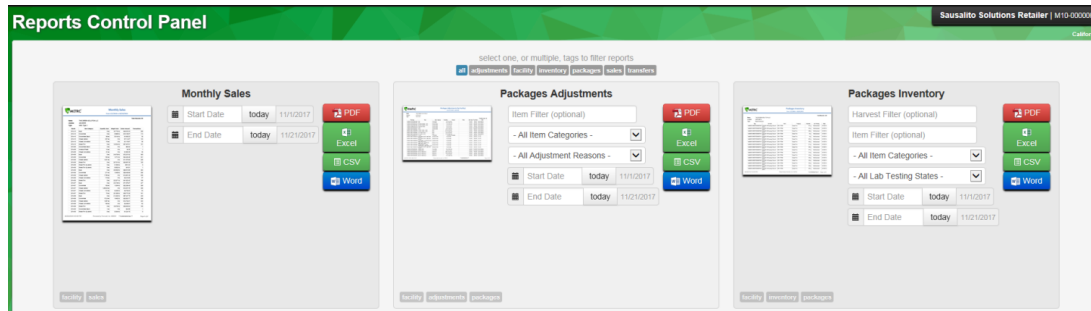
+

Record Sales Receipts Cancel



Reports

Reports

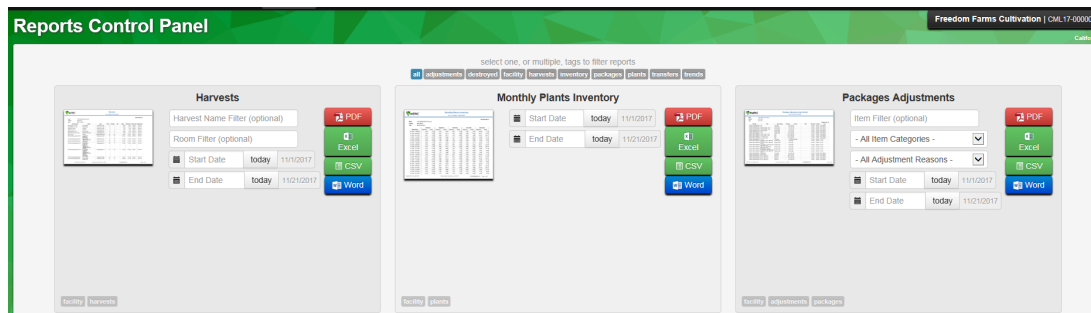


Sales

Cultivation

Transfer

Package



Reports
configured with
trend analysis

Exportable to
MS Word, MS
Excel, CSV and
PDF formats



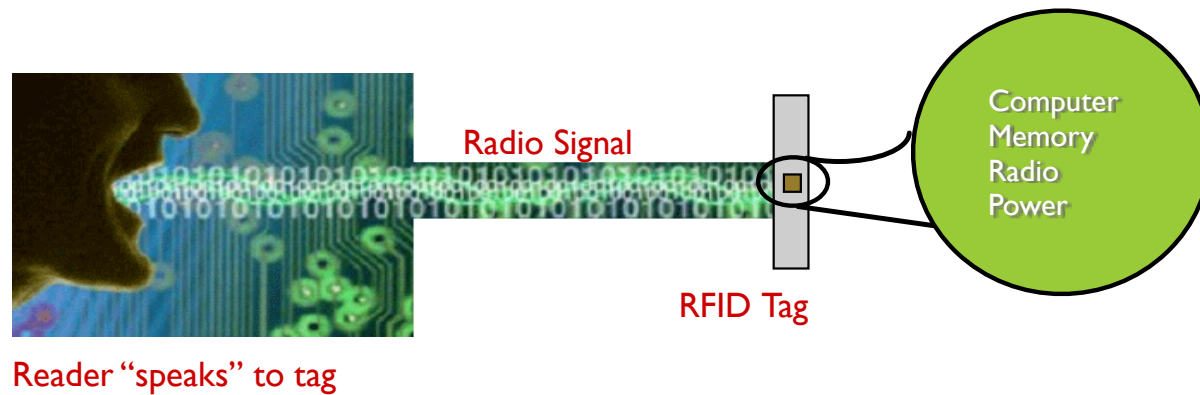
RFID, What & Why

Speed / Accuracy / Precision

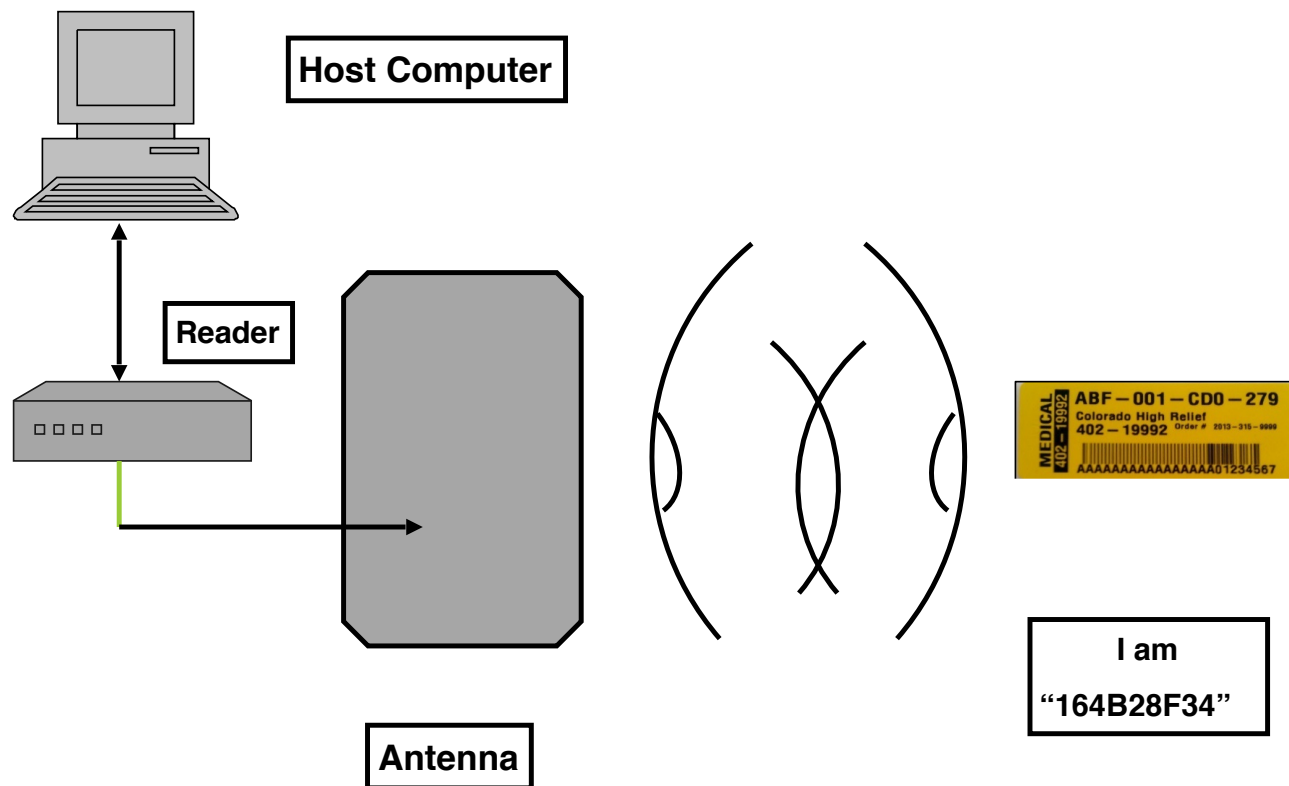


What is RFID?

- Radio Frequency Identification
 - A technology that identifies objects using low-power radio frequency technology.
- RFID Solutions consist of three components:
 - Hardware (Reader and Antenna)
 - RFID Tag
 - Software

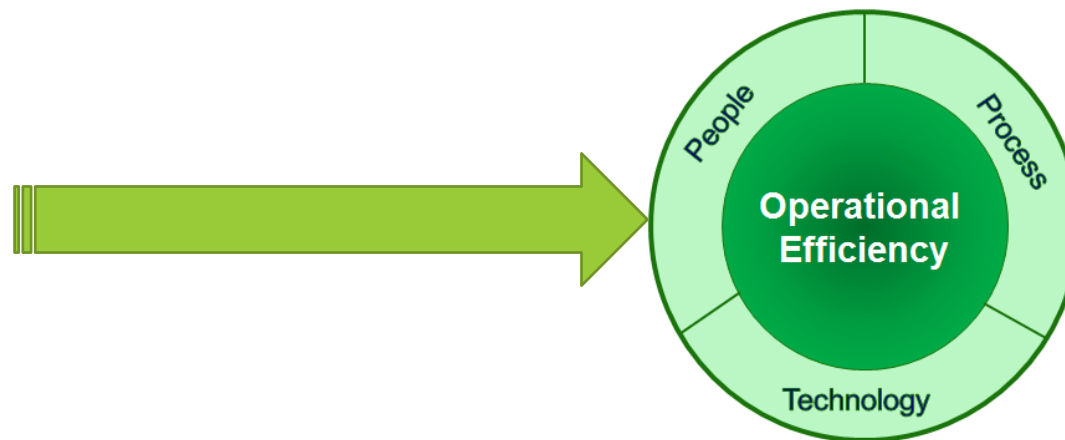


How Passive RFID Works



Why RFID?

- Read Range – 10+ Feet
- No line of sight
- Speed 8 to 10 times faster than bar-code
 - Improved Accuracy
 - Faster compliance
 - Search and find feature





Integration

Application Programming Interface

- The API supports data transfer FROM third party vendor (TPV) applications to METRC
- Not all aspects of Metrc are available in the API
- The API supports data transfer TO TPV from METRC
- CA POS / API Integration training will begin on January 24th.





Support

Support Resources

California Licensing Authorities

- California Department of Food and Agriculture (CDFA): cannabis.cdfa.ca.gov
 - Cultivator licenses
- Bureau of Cannabis Control (BCC): www.bcc.ca.gov
 - Distributor, Retailer, Testing Laboratory and Microbusiness licenses
- California Department of Public Health (CDPH): www.cdph.ca.gov/mcsb
 - Manufacturing licenses

Support Tab

- Metrc Manual/User Guide
- State Supplemental Guide
- Training
- **Interactive Support**
- E-mail
 - Support@metrc.com
 - Metrc support line - 877-566-6506





Contact Information

Support Desk

877-566-6506

Support@metrc.com

www.metrc.com/california