

Bulletin Number: MT_IB_0012	Distribution Date: TBD	Effective Date: 2/17/20
Contact Point: Metric® Support	Subject: New Enhancements in Metric	
Reason: Metric is providing an update on our newest enhancements for Locations, Filtering Options, Templates, Record Notes, and User Manual updates.		

Greetings Metric Users,

Metric is pleased to provide information on our newest enhancements within the software that will be available on February 17th, 2020.

Users who have the ability to create and associate a Room to Plant Batches, Plants, Harvests, or Packages will now see these columns referenced as a Location. A Location will function in the same way a Room has in Metric. Initially, users will see a new field in the Location grid that is referenced as Location Type. This will automatically be set as “Default Location Type” and any Locations that have already been created will be associated to the “Default Location Type” status. If there is a change to a Location Type configuration, users will be notified in advance with a bulletin.

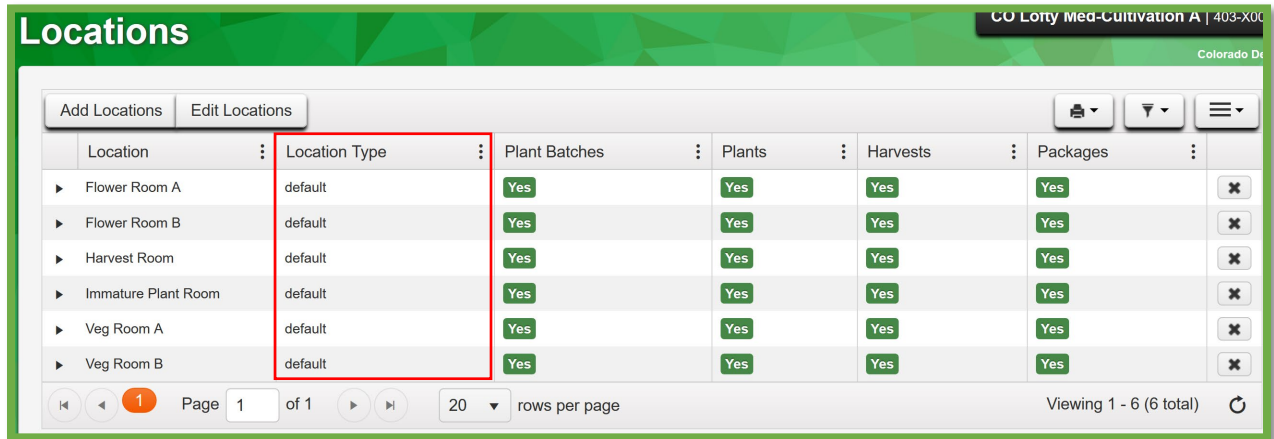
Licensees who can record test results on packages will now see new template options available in the Record Tests action window. All licensees who have packages with test results can now see notes associated with any specific test type when entered by the facility recording the test.

All users will now have a new selectable “Starts With” option when filtering any column in the system. Additionally, all users will now see that multiple rows can be entered across all action windows in the system. This feature was initially released for just the packages action window.

Please find on the following pages a detailed description of the enhancements:

New Enhancement: Locations

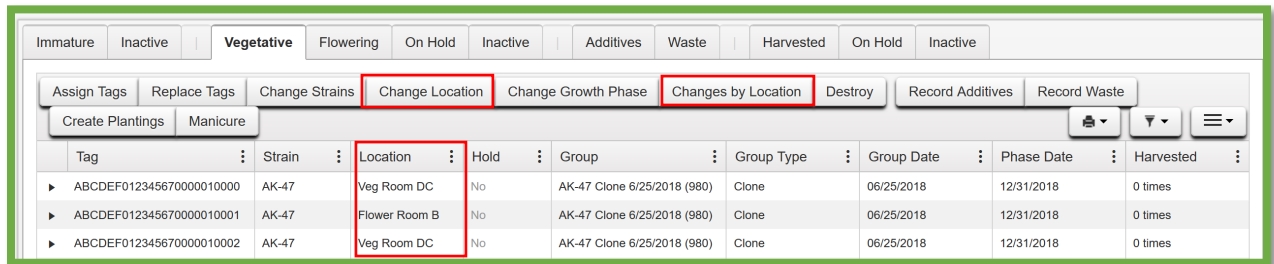
Any user with permissions to the Rooms grid in Metrc will now see that it has been replaced by Locations. All areas in Metrc that were previously referenced as a Room will now show as a Location. All existing entries will not be affected by this change. Each existing Location will be associated a “Default Location Type” as seen in **Figure 1** that allows for the usage of that Location in any area of Metrc.



Location	Location Type	Plant Batches	Plants	Harvests	Packages
▶ Flower Room A	default	Yes	Yes	Yes	Yes
▶ Flower Room B	default	Yes	Yes	Yes	Yes
▶ Harvest Room	default	Yes	Yes	Yes	Yes
▶ Immature Plant Room	default	Yes	Yes	Yes	Yes
▶ Veg Room A	default	Yes	Yes	Yes	Yes
▶ Veg Room B	default	Yes	Yes	Yes	Yes

Figure 1: New Location Grid

All buttons and columns in Metrc where a Room was utilized will now be referenced as a Location. **Figure 2** provides an example of these changes will look once updated. All existing inventory will automatically be associated to the same Location it was in prior to the change.



Tag	Strain	Location	Hold	Group	Group Type	Group Date	Phase Date	Harvested
▶ ABCDEF012345670000010000	AK-47	Veg Room DC	No	AK-47 Clone 6/25/2018 (980)	Clone	06/25/2018	12/31/2018	0 times
▶ ABCDEF012345670000010001	AK-47	Flower Room B	No	AK-47 Clone 6/25/2018 (980)	Clone	06/25/2018	12/31/2018	0 times
▶ ABCDEF012345670000010002	AK-47	Veg Room DC	No	AK-47 Clone 6/25/2018 (980)	Clone	06/25/2018	12/31/2018	0 times

Figure 2: New Change Location Buttons and Column

New Filter By Option

Each column and grid in Metrc has been updated to include a **Starts With** filter option, as seen in **Figure 3** below.

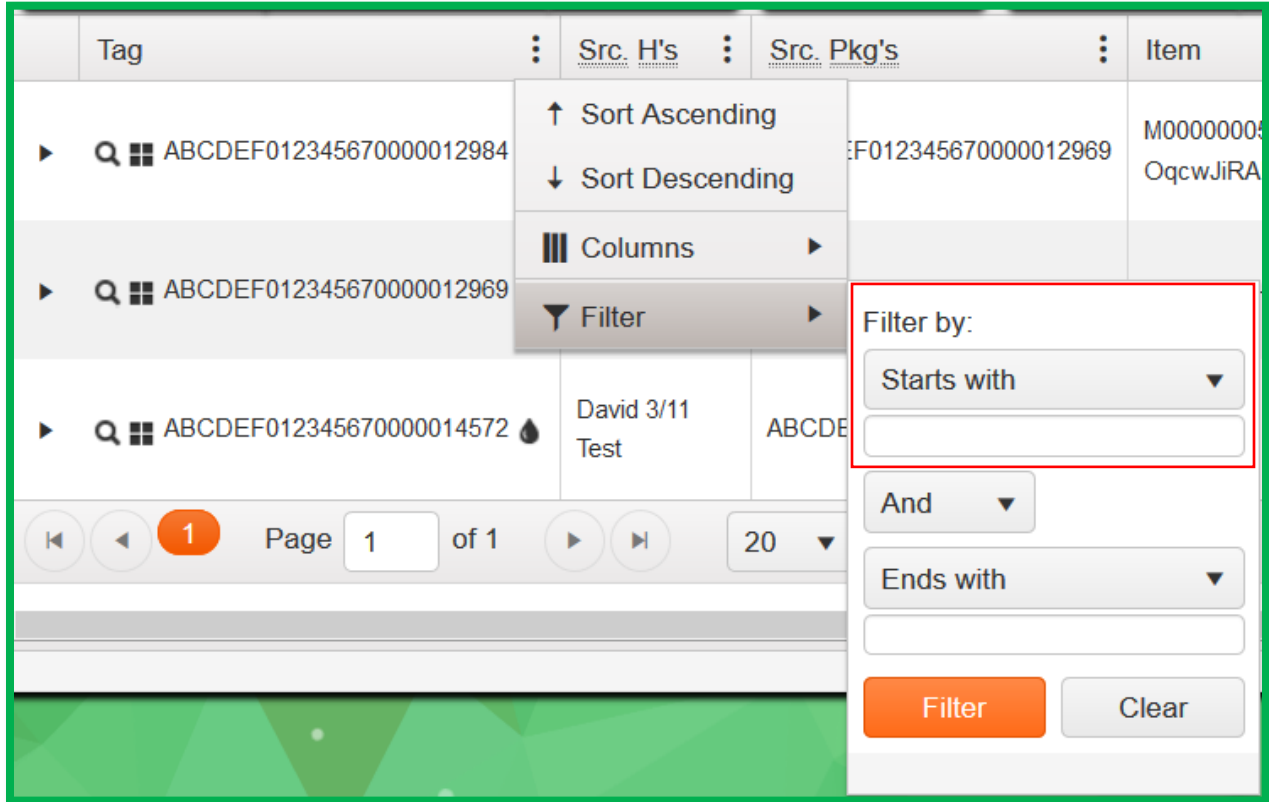


Figure 3: Starts With Filter

Record Test Template Update

The Record Tests action window has been updated to include two additional fields in the template:

Test Batch was included to apply configured test batch(es) when applicable to all Test Packages displayed in the action window when manually entering test results.

Test Type was included to apply a test type to all Test Packages displayed in action window when manually entering test results.

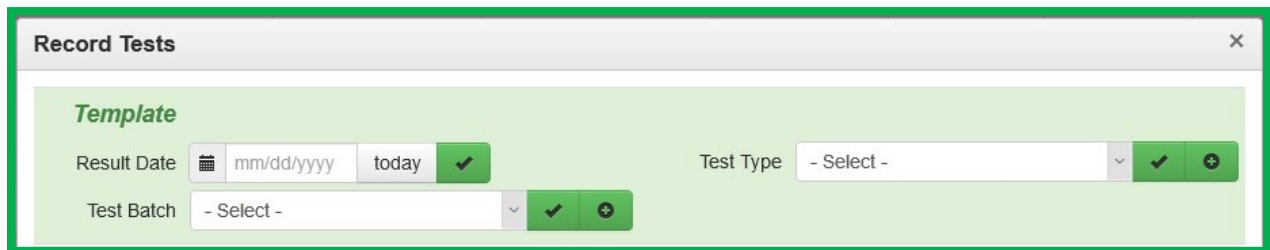
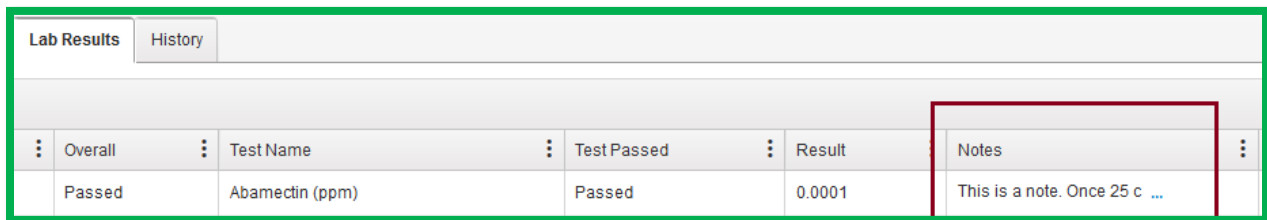


Figure 4: Record Tests Template

Please Note: The checkmark and plus added next to the above-mentioned fields can be used to append (with plus) or apply/overwrite (with checkmark) all test packages that follow in the action window.

New Column for Notes on Lab Tests

The existing Lab Results tab within the Package(s) drilldown has been updated to include a column that displays the notes that are entered by the lab in the Record Tests action window. Notes are displayed specific to each result for each sample package. The notes column displays up to 25 characters followed by three dots in a row, as pictured below in **Figure 5**. If the user clicks on the three dots in a row, the note will expand and display as seen in **Figure 6** below.



Overall	Test Name	Test Passed	Result	Notes
Passed	Abamectin (ppm)	Passed	0.0001	This is a note. Once 25 c ...

Figure 5: Notes Field added to Packages/Lab Results Tab

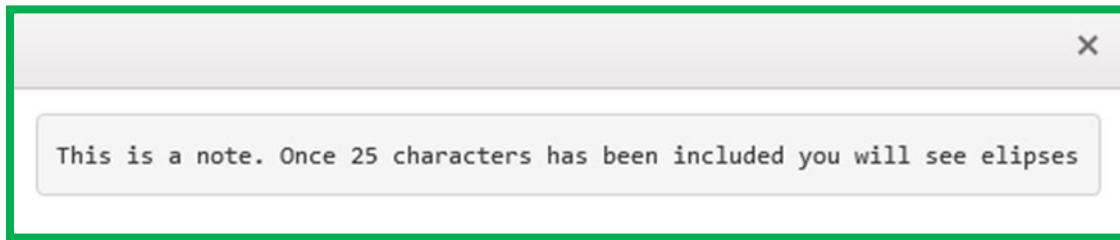


Figure 6: Note Expanded

Add Multiple Rows Functionality

The add multiple rows functionality from the package’s action window has been added to all action windows within Metrc. The user will enter a value into the field next to the + icon and the action window will create that many rows for use.

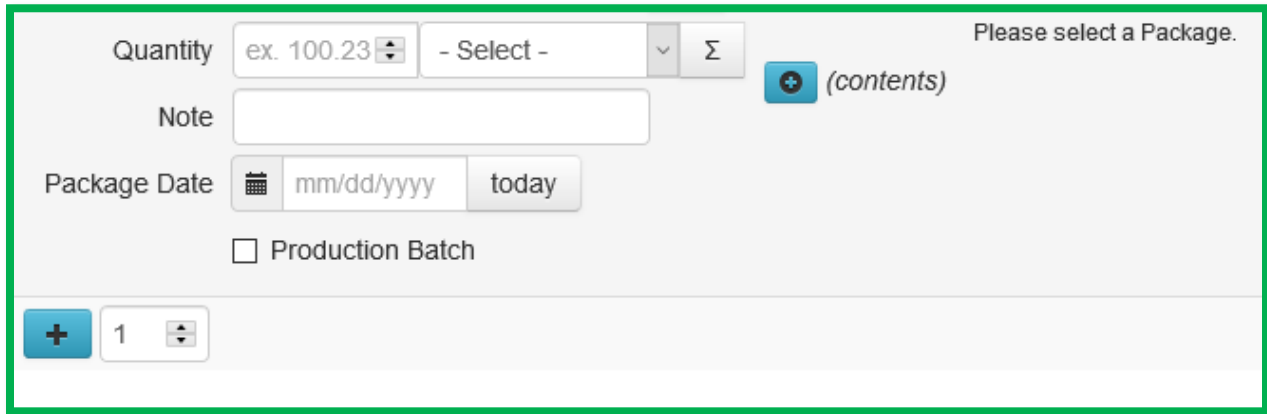


Figure 7: Plus X addition

Update: User Guides

Metrc has updated both the Manual / User Guide and Montana Supplemental Guide which can be found underneath the Support dropdown menu.

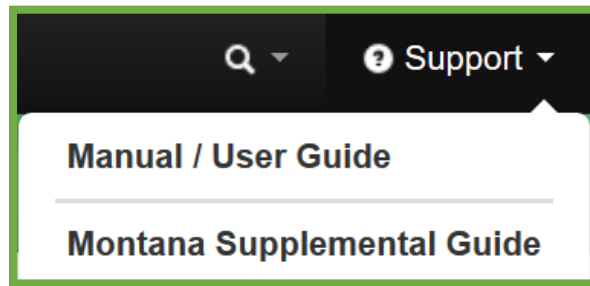


Figure 8: Support Menu Dropdown

Please feel free to contact support at support@metrc.com or 877-566-6506 with any questions.