

Bulletin Number: OH_IB_031	Distribution Date: 12/01/21	Effective Date: 12/06/21
Contact Point: Metric® Support	Subject: New Features in Metric	
Reason: Metric is providing an update on our upcoming feature release.		

Greetings Metric Users,

Metric is pleased to provide information on our newest enhancements within the software. These enhancements, fixes, or document updates include:

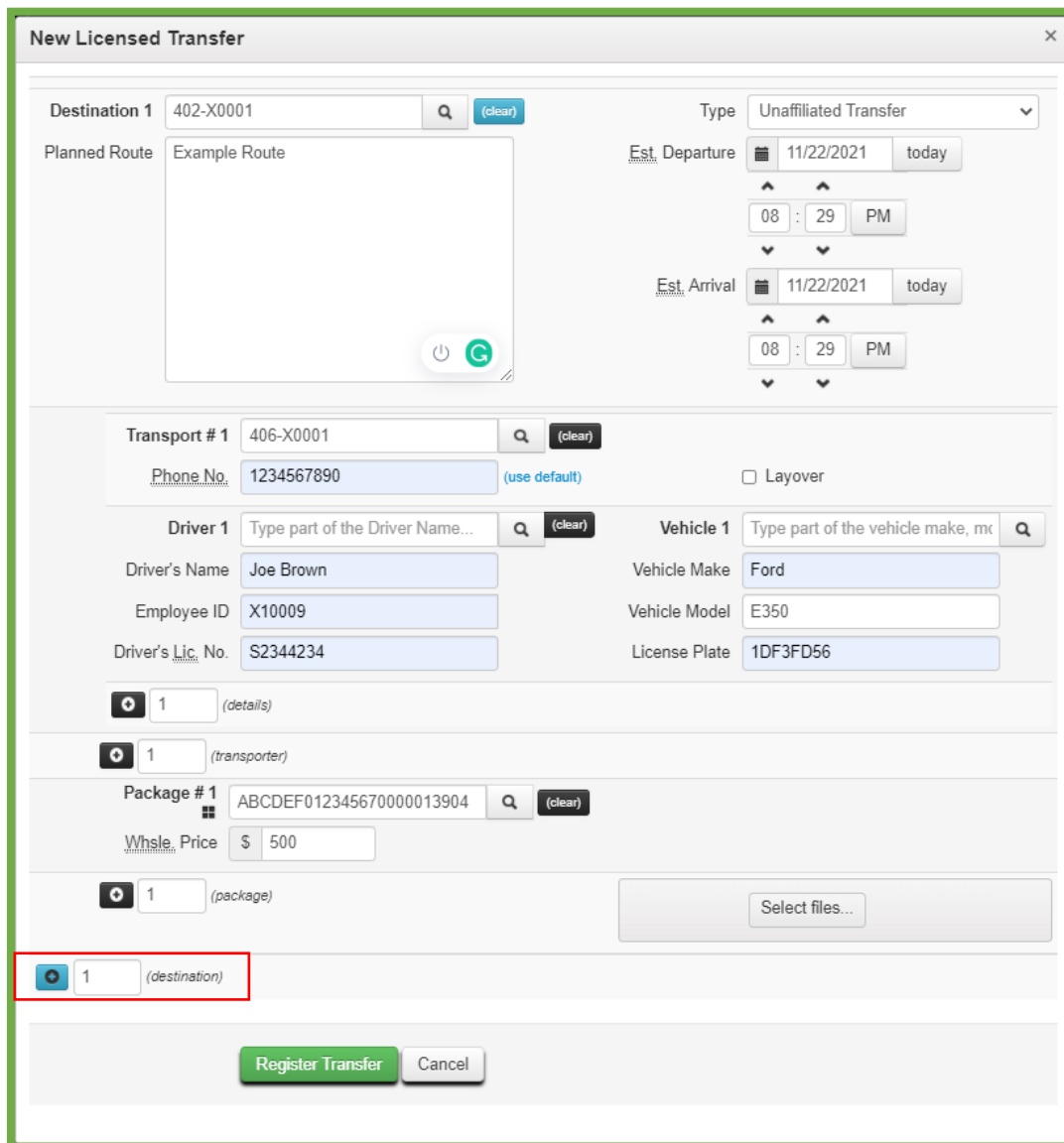
- I. Restricting Multi-Destination Transfer Manifests to Display only the Destination License Viewing the Manifest
- II. Added Source Harvest Field to the Transfer Grid and Manifest

Please find on the following pages a detailed description of the enhancements:

Multi-Destination Transfer Manifests

Metrc users have the ability to view manifests for transfers they are receiving once created by the shipping license. Shipping licenses can create multi-destination transfers if the transporter is completing multiple transfers in a single trip. Now receiving license users will only see the license they are viewing the manifest under as a destination.

To create a multi-destination transfer, the user at the shipping facility will create the transfer and use the blue “+” button to add multiple destinations. This button is shown below in **Figure 1**.



The screenshot shows a web form titled "New Licensed Transfer". It includes several sections for data entry:

- Destination 1:** Input field with "402-X0001", a search icon, and a "(clear)" button.
- Planned Route:** A large text area containing "Example Route" and a green circular refresh button.
- Type:** A dropdown menu set to "Unaffiliated Transfer".
- Est. Departure:** Date and time pickers for "11/22/2021" at "08:29 PM".
- Est. Arrival:** Date and time pickers for "11/22/2021" at "08:29 PM".
- Transport # 1:** Input field with "406-X0001", a search icon, and a "(clear)" button.
- Phone No.:** Input field with "1234567890" and a "(use default)" button.
- Layover:** An unchecked checkbox.
- Driver 1:** Input field with "Type part of the Driver Name...", a search icon, and a "(clear)" button.
- Vehicle 1:** Input field with "Type part of the vehicle make, m...", a search icon, and a "(clear)" button.
- Driver's Name:** Input field with "Joe Brown".
- Vehicle Make:** Input field with "Ford".
- Employee ID:** Input field with "X10009".
- Vehicle Model:** Input field with "E350".
- Driver's Lic. No.:** Input field with "S2344234".
- License Plate:** Input field with "1DF3FD56".
- Package # 1:** Input field with "1" and "(details)".
- Package # 1:** Input field with "1" and "(transporter)".
- Package # 1:** Input field with "1" and "(package)".
- Package # 1:** Input field with "1" and "(destination)", highlighted with a red box. A blue plus button is visible to the left of the "1".
- Package # 1:** Input field with "ABCDEF012345670000013904", a search icon, and a "(clear)" button.
- Whse. Price:** Input field with "\$ 500".
- Select files...:** A button for uploading files.

At the bottom of the form are two buttons: "Register Transfer" (green) and "Cancel" (grey).

Figure 1: Add Transfer Destination Button

This button will trigger the additional destinations to the transfer action window and the user will enter all the required information for the second destination. Once complete, the user will utilize the green “Register Transfer” button to complete the process. This step is demonstrated below in **Figure 2**.

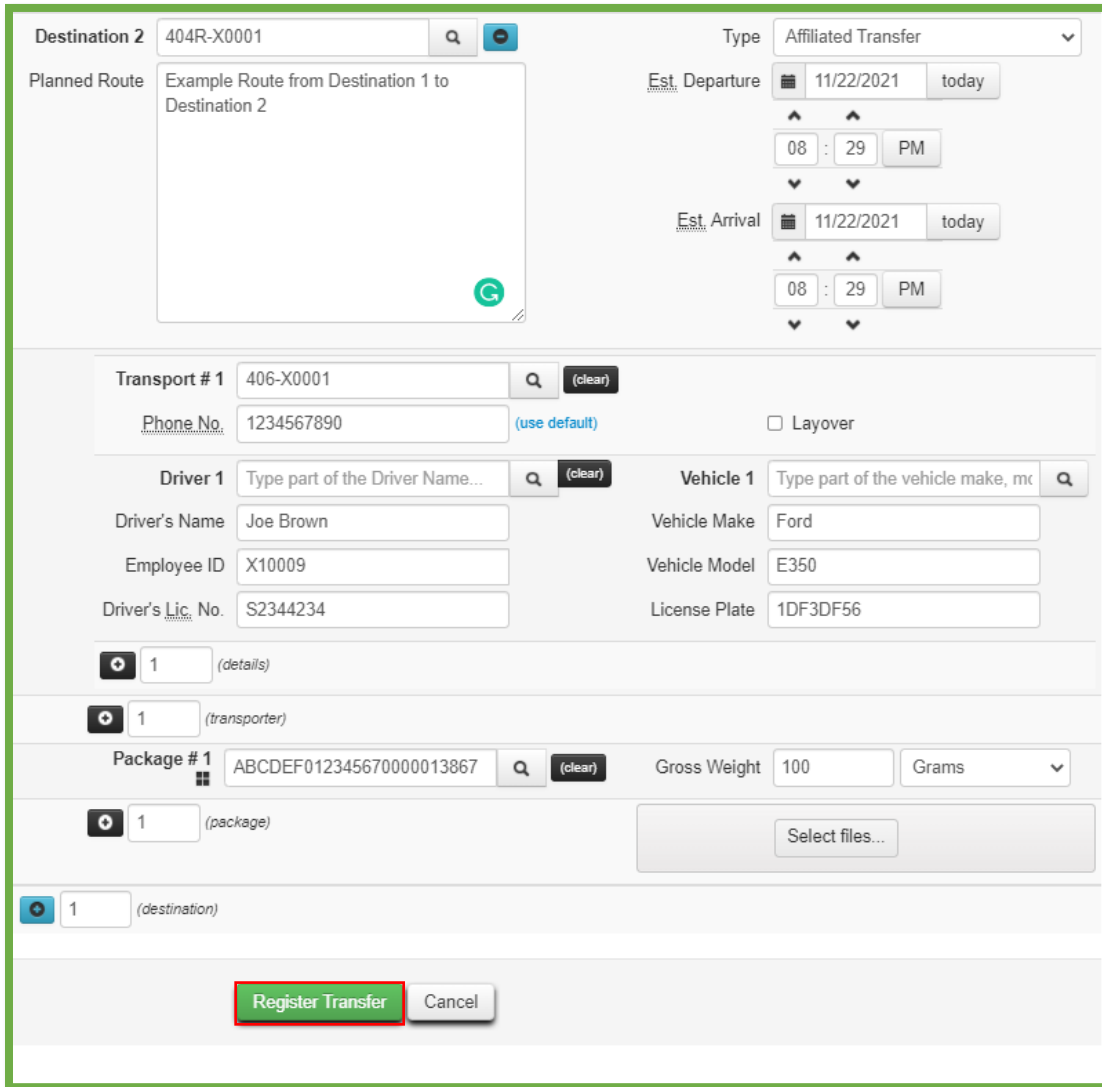


Figure 2: Create Multi-Destination Transfer Action Window

Once the transfer is registered, the users will be able to view the manifests that are outgoing and incoming to the facility.

Please Note: At receiving facilities of a multi-destination transfer, the user will only be able to view the entry for the transfer incoming to the facility under which the manifest was viewed.

Source Harvest Field for Transfers

Metrc has added the source harvest field of packages being transferred so they can be viewed within the transfer drill down and the transfer manifest. To view the source harvest of a package in a transfer, the user would navigate to their licensed transfer screen and drilling down on transfer, then the destination to view the package information which now displays the source harvest. This is shown below in **Figure 3**.

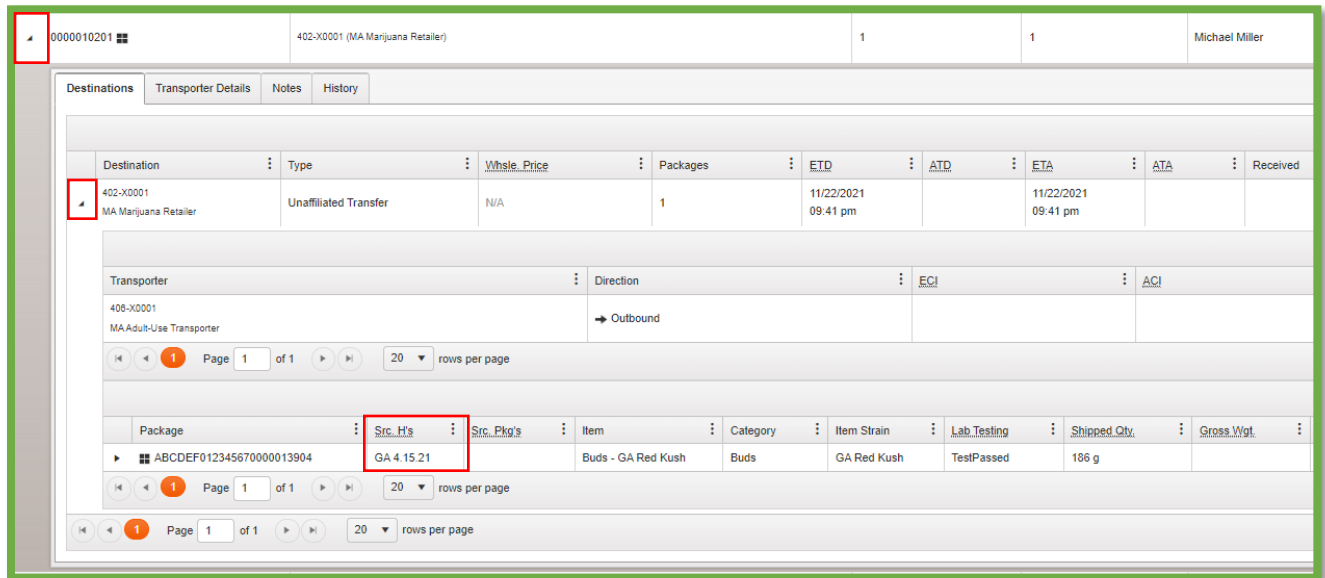


Figure 3: View Source Harvest in Transfer Table

In addition to the transfer screen, users will now see the source harvest field on all transfer manifests, as seen below in **Figure 4**.

metrc		METRC®	
MARIJUANA TRANSPORTATION MANIFEST			
All sales transactions are to be completed prior to transportation of any MARIJUANA. The receiving entity may reject product delivered, but amount delivered must be limited to amount agreed upon in prior sales transaction.			
Manifest No.	000010201	Date Created	11/22/2021 9:41 PM
Originating Entity	MA Marijuana Cultivator A	For Agency Use Only	
Originating License Number	403-X0001		
Address of Originating Entity	202 East St Boston, MA 02131		
Phone No. of Originating Entity	555-555-5559		
1. Destination	MA Marijuana Retailer	Destination Phone No.	555-555-5557
Destination License Number	402-X0001	Date and Approx. Time of Departure	11/22/2021 9:41 PM
Address of Destination	200 East St Boston, MA 02129	Date and Approx. Time of Arrival	11/22/2021 9:41 PM
		Date/Time Received	
Route to be Traveled Sample Route	Notes: details for extenuating circumstances (e.g., road closure, flat tire, etc.)		
1. Outbound Transporter	MA Adult-Use Transporter	No Layover Scheduled	
Transporter License Number	406-X0001		
Address of Transporter	20 Beacon St Boston, MA 02127		
Contact Phone No. for Inquiries: 1234567890			
Name of Person Transporting	Joe Brown	Employee ID of Driver	X10009
State Driver's License No.	S234234	Signature of Person Transporting	
Make, Model, License Plate No.	Ford E350 1DF3FD56		
1. Package Shipped	Production Batch No.	Item Name	Quantity
ABCDEF012345670000013904 Lab Test: TestPassed		Buds - GA Red Kush (Buds)	Shp: 186.0000 g
Item Details	Strain: GA Red Kush		
Source Harvest(s)	GA 4.15.21		

Figure 4: Source Harvest Field on Transfer Manifests

Please feel free to contact support at support@metrc.com or 877-566-6506 with any questions.