

Bulletin Number: OK_IB_0005	Distribution Date: 12/1/21	Effective Date: 12/6/21
Contact Point: Metric® Support	Subject: New Features in Metric	
Reason: Metric is providing an update on our upcoming feature release.		

Greetings Metric Users,

Metric is pleased to provide information on our newest enhancements within the software. These enhancements, fixes, or document updates include:

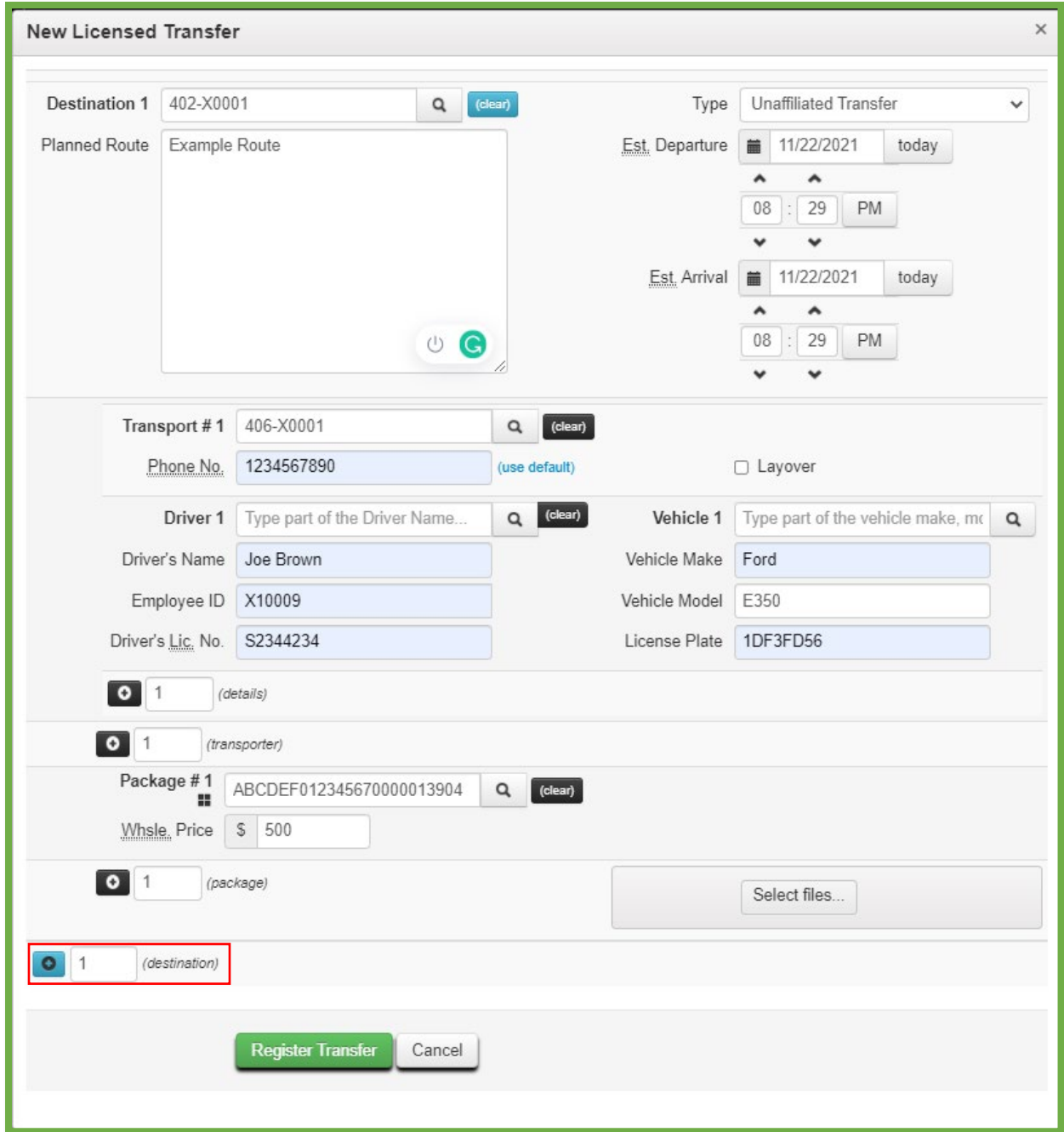
- I. Restricting Multi-Destination Transfer Manifests to Display only the Destination License Viewing the Manifest
- II. Added Source Harvest Field to the Transfer Grid and Manifest

Please find on the following pages a detailed description of the enhancements:

Multi-Destination Transfer Manifests

There is the ability to view manifests for transfers being received once created by the shipping license. Shipping licenses can create multi-destination transfers if the transporter is completing multiple transfers in a single trip. However, now receiving licensee will only see the license they are viewing the manifest under as a destination.

To create a multi-destination transfer, at the shipping facility, create the transfer then use the blue “+” button to add multiple destinations. This button is shown below in **Figure 1**.



New Licensed Transfer

Destination 1: 402-X0001 (clear)

Planned Route: Example Route

Type: Unaffiliated Transfer

Est. Departure: 11/22/2021 today (08 : 29 PM)

Est. Arrival: 11/22/2021 today (08 : 29 PM)

Transport # 1: 406-X0001 (clear)

Phone No.: 1234567890 (use default) Layover

Driver 1: Type part of the Driver Name... (clear)

Driver's Name: Joe Brown

Employee ID: X10009

Driver's Lic. No.: S2344234

Vehicle 1: Type part of the vehicle make, mo... (clear)

Vehicle Make: Ford

Vehicle Model: E350

License Plate: 1DF3FD56

Package # 1: ABCDEF012345670000013904 (clear)

Whsle. Price: \$ 500

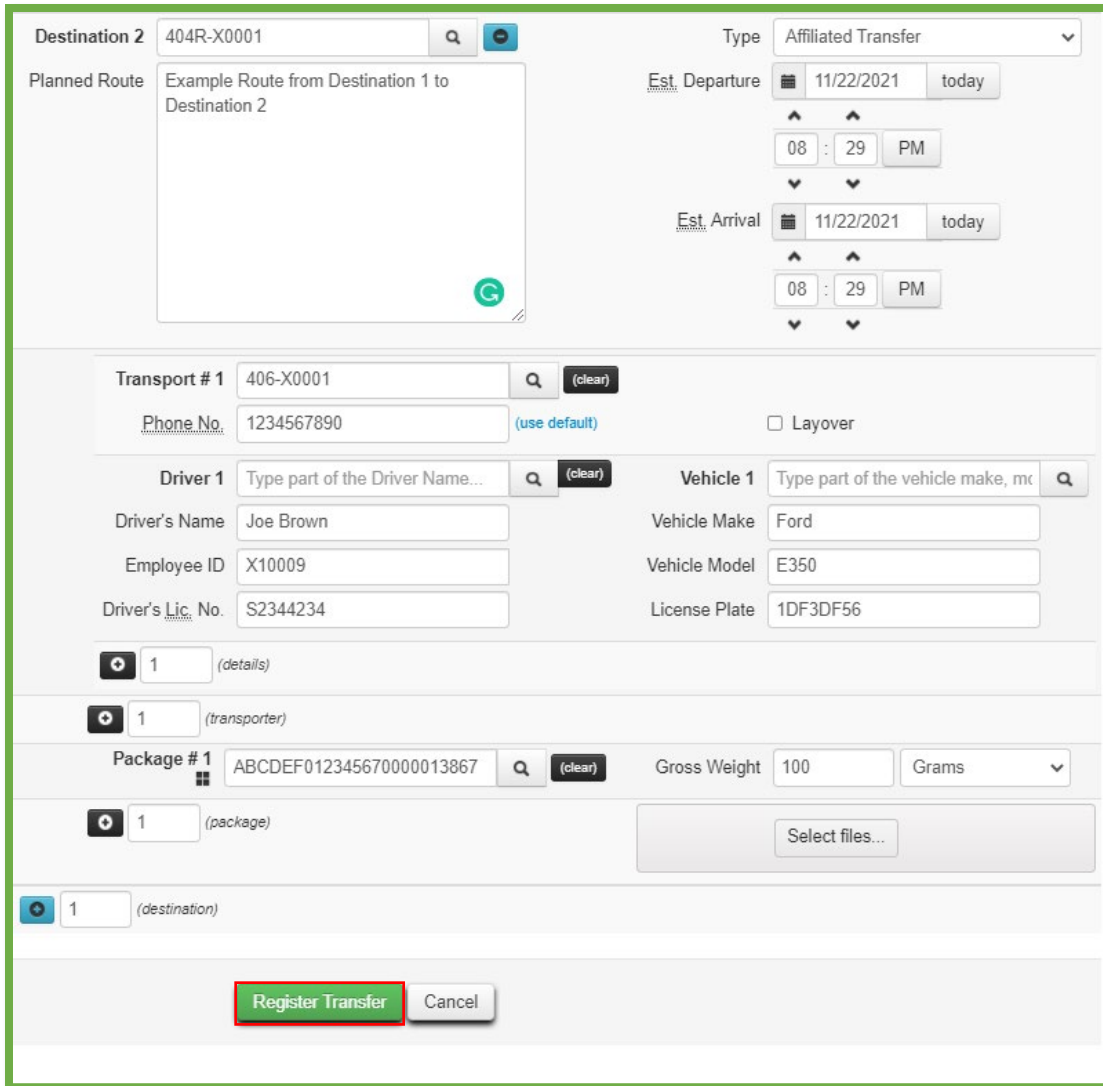
1 (destination) [plus icon]

Select files...

Register Transfer Cancel

Figure 1: Add Transfer Destination Button

This button will trigger an additional destination to the transfer action window then enter all the required information for the second destination. Once complete, utilize the green “Register Transfer” button to complete the process. This step is demonstrated below in **Figure 2**.



Destination 2 404R-X0001

Planned Route Example Route from Destination 1 to Destination 2

Type Affiliated Transfer

Est. Departure 11/22/2021 today
08 : 29 PM

Est. Arrival 11/22/2021 today
08 : 29 PM

Transport # 1 406-X0001 (clear)

Phone No. 1234567890 (use default) Layover

Driver 1 Type part of the Driver Name... (clear)

Driver's Name Joe Brown

Employee ID X10009

Driver's Lic. No. S2344234

Vehicle 1 Type part of the vehicle make, model... (clear)

Vehicle Make Ford

Vehicle Model E350

License Plate 1DF3DF56

1 (details)

1 (transporter)

Package # 1 ABCDEF012345670000013867 (clear)

Gross Weight 100 Grams

1 (package) Select files...

1 (destination)

Register Transfer Cancel

Figure 2: Create Multi-Destination Transfer Action Window

Once the transfer is registered, the ability to view the manifests that are outgoing and incoming to the facility will be available.

Please Note: At receiving facilities of a multi-destination transfer, a licensee will only be able to view the entry for the transfer incoming to that specific facility under which the manifest was viewed.

Source Harvest Field for Transfers

Metrc has added the source harvest field of packages being transferred so it can be viewed within the transfer drill down and the transfer manifest. To view the source harvest of a package in a transfer, navigate to the licensed transfer screen and drill down on transfer, then the destination to view the package information will now display the source harvest. This is shown below in **Figure 3**.

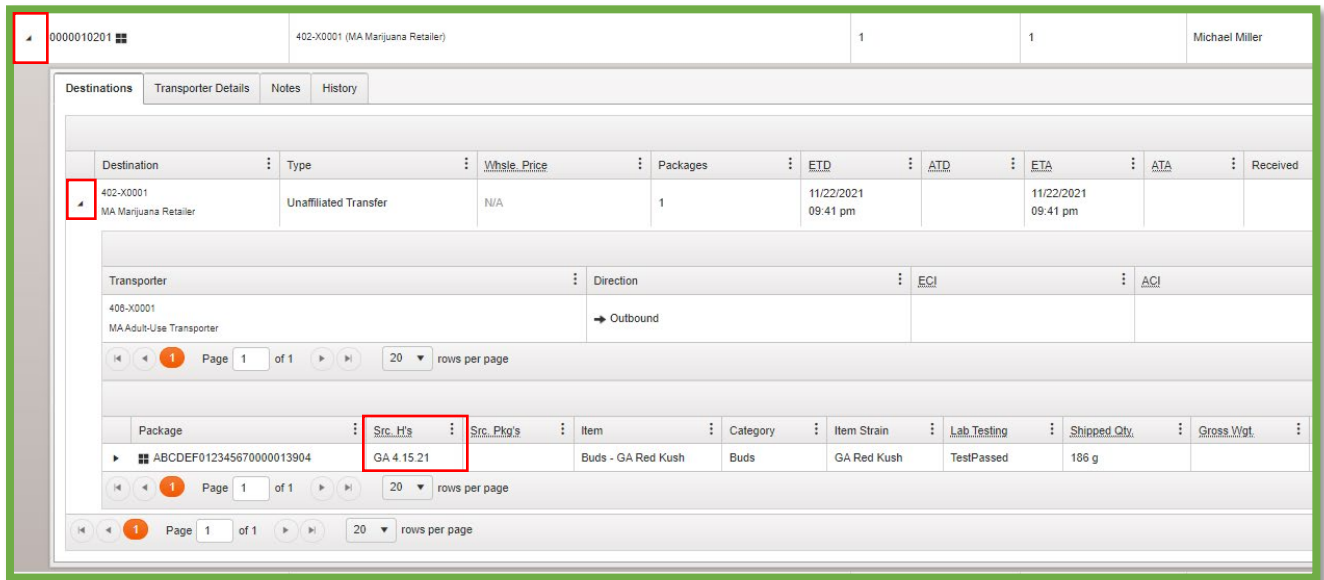


Figure 3: View Source Harvest in Transfer Table

In addition to the transfer screen, now the source harvest field can be seen on all transfer manifests, as seen below in **Figure 4**.

metrc		METRC®	
MARIJUANA TRANSPORTATION MANIFEST			
All sales transactions are to be completed prior to transportation of any MARIJUANA. The receiving entity may reject product delivered, but amount delivered must be limited to amount agreed upon in prior sales transaction.			
Manifest No.	000010201	Date Created	11/22/2021 9:41 PM
Originating Entity	MA Marijuana Cultivator A	For Agency Use Only	
Originating License Number	403-X0001		
Address of Originating Entity	202 East St Boston, MA 02131		
Phone No. of Originating Entity	555-555-5559		
1. Destination	MA Marijuana Retailer	Destination Phone No.	555-555-5557
Destination License Number	402-X0001	Date and Approx. Time of Departure	11/22/2021 9:41 PM
Address of Destination	200 East St Boston, MA 02129	Date and Approx. Time of Arrival	11/22/2021 9:41 PM
		Date/Time Received	
Route to be Traveled	Notes: details for extenuating circumstances (e.g., road closure, flat tire, etc.)		
Sample Route			
1. Outbound Transporter	MA Adult-Use Transporter	No Layover Scheduled	
Transporter License Number	406-X0001		
Address of Transporter	20 Beacon St Boston, MA 02127		
Contact Phone No. for Inquiries: 1234567890			
Name of Person Transporting	Joe Brown	Employee ID of Driver	X10009
State Driver's License No.	S234234	Signature of Person Transporting	
Make, Model, License Plate No.	Ford E350 1DF3FD56		
1. Package Shipped	Production Batch No.	Item Name	Quantity
ABCDEF012345670000013904 Lab Test: TestPassed		Buds - GA Red Kush (Buds)	Shp: 186.0000 g
Item Details	Strain: GA Red Kush		
Source Harvest(s)	GA 4.15.21		

Figure 4: Source Harvest Field on Transfer Manifests

Please feel free to contact support at support@metrc.com or 877-566-6506 with any questions.