

Subject: New Features in Metrc	
Bulletin Type <input checked="" type="checkbox"/> New Functionality <input checked="" type="checkbox"/> Updated Functionality <input type="checkbox"/> Existing Functionality <input type="checkbox"/> Rules & Guidance <input type="checkbox"/> Events <input type="checkbox"/> Informational	Primary Audience: All Licensees Contact: Metrc Support Distribution Date: 6/27/2022 Effective Date: 06/30/2022 Bulletin Number: CA_IB_2022_002

This bulletin provides information on the latest enhancements to Metrc, which are listed below and will become effective on **06/30/2022**.

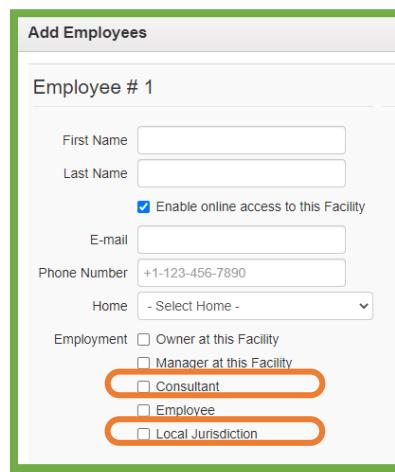
- I. New Employment Options
- II. Protecting Security Question/Answer
- III. Test Batches Relationships Report
- IV. Updated Reports Guide

Descriptions of these upcoming enhancements are provided below.

New Employment Options

When setting up new employee accounts or editing existing employee accounts, two additional *Employment* options highlighted in **Figure 1** below will be made available for your use:

- Consultant
- Local Jurisdiction



The screenshot shows a web form titled "Add Employees" for "Employee # 1". It contains several input fields: "First Name", "Last Name", "E-mail", "Phone Number" (with a pre-filled value of "+1-123-456-7890"), and a "Home" dropdown menu. Below these fields is an "Employment" section with five radio button options: "Owner at this Facility", "Manager at this Facility", "Consultant", "Employee", and "Local Jurisdiction". The "Consultant" and "Local Jurisdiction" options are circled in orange in the original image.

Figure 1: Employment Options

The *Consultant* selection should be used to identify an individual who is added to your Metrc account who performs consulting work for you and your license, but is not an employee.

The *Local Jurisdiction* selection should be used to identify a representative who is added to your Metrc account that is from your local jurisdiction.

Protecting Security Question and Answer

The security question and answer on your *User Profile* that you previously set-up will no longer be visible. The security question and answer, as shown in **Figure 2** below, are to be treated similar to the password, because the security question and answer can be used to gain access to a user account in the event a user forgets the password they set.



Account Recovery

Security Question

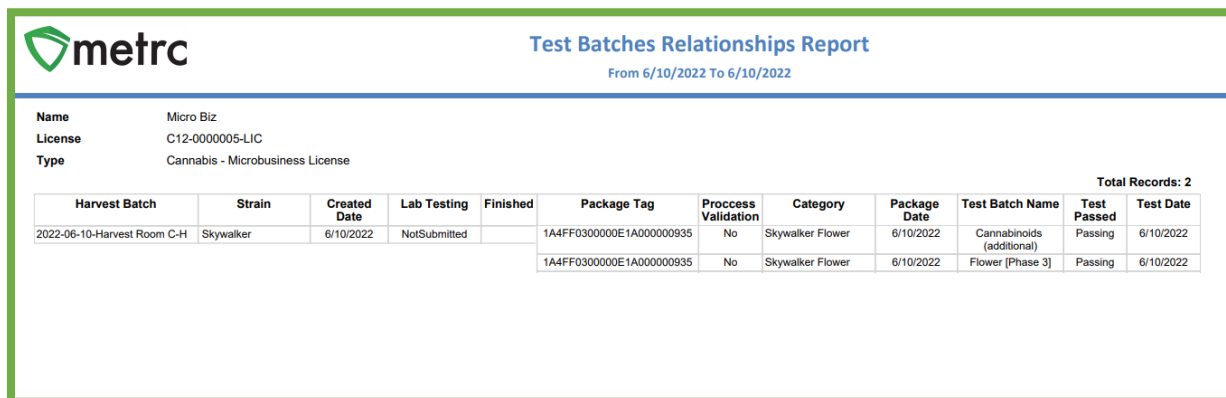
Security Answer

View Security Answer

Figure 2: User Profile – Security Question and Answer

Test Batches Relationship Report

A new *Test Batches Relationships Report* will be added to the *Reports Control Panel* for distributors and microbusinesses. The report is based on a user entered *Harvest Name* and indicates if the *Lab Test Batch(es)* associated to the test results for that harvest passed or failed testing. An example of the report is shown in **Figure 3** below.



metrc Test Batches Relationships Report
From 6/10/2022 To 6/10/2022

Name: Micro Biz
 License: C12-0000005-LIC
 Type: Cannabis - Microbusiness License

Total Records: 2

Harvest Batch	Strain	Created Date	Lab Testing	Finished	Package Tag	Process Validation	Category	Package Date	Test Batch Name	Test Passed	Test Date
2022-06-10-Harvest Room C-H	Skywalker	6/10/2022	NotSubmitted		1A4FF0300000E1A000000935	No	Skywalker Flower	6/10/2022	Cannabinoids (additional)	Passing	6/10/2022
					1A4FF0300000E1A000000935	No	Skywalker Flower	6/10/2022	Flower [Phase 3]	Passing	6/10/2022

Figure 3: Test Batches Relationship Report

Updated Reports Guide

An updated *Reports Guide* is available on the *Support* menu accessed from the top navigation bar, as shown in **Figure 4** below. Updates include information on the new *Test Batches Relationship Report* described in the section above.

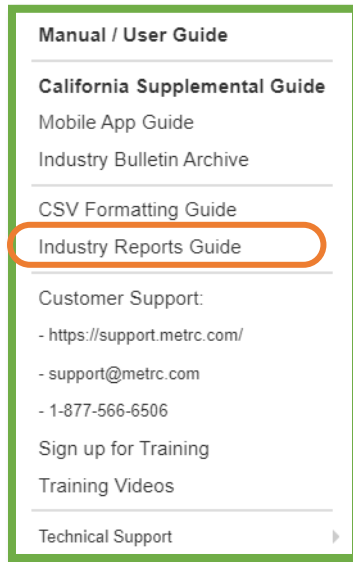


Figure 4: Reports Guide

Please feel free to contact support at support@metrc.com or 877-566-6506 with any questions.