

Bulletin Number: CO_IB_7.12.22	Distribution Date 7/13/22	Effective Date: 7/18/2022
Contact Point: Metrc® Support	Subject: Transfer Types and Decontamination	
Reason: MED and Metrc are providing an update regarding permitted transfers and new transfer types.		

Greetings Metrc Users,

Metrc, in conjunction with the MED, wants to provide information and updates regarding permitted transfers and the addition of new transfer types:

Permitted Transfers:

Effective July 1, 2022, certain Retail Cultivation licenses that meet requirements outlined in [Colorado Marijuana Rules](#) 5-235, 6-230, and 6-730 may transfer marijuana inventory to Medical Cultivation Licenses, implementing HB 21-1216. For full details on which licenses may conduct these transfers, review the Colorado Marijuana Rules previously cited. In Metrc, the transfers should be completed using the standard transfer manifest options indicating the accurate receiving license. Once the transfer has been accepted by the receiving license, the transferred inventory must be assigned a new inventory tracking package tag by the receiving license. Essentially this means that the transferred inventory must get a yellow medical package tag assigned to it by the receiving Medical license.

New Transfer Types:

Decontamination and Remediation- These transfer types should be used by licenses who are transferring Regulated Marijuana with the intention that the receiving license will Decontaminate or Remediate the inventory. Each of these types will be accompanied by a designation of whether the facility product is being transferred to is either Affiliated or Unaffiliated. The transfer types will be displayed as follows:

- Affiliated (Decontamination)
- Affiliated (Remediation)
- Unaffiliated (Decontamination)
- Unaffiliated (Remediation)

For more information on Decontamination and Remediation rules, please see [here](#).

Contingency Plan- This transfer type is to be used to accommodate the transport of marijuana under a previously approved contingency plan due to an Adverse Weather Event to another licensed premises. Contingency plans must be previously approved by the MED and must be done in accordance with [Colorado Marijuana Rules](#) 5-240, 6-235, and/or 6-735.

Decontamination and Remediation Transfer Types

The MED is adding new transfer types to more effectively monitor and track transfers that are made for the purpose of Decontamination and/or Remediation. The transfer types will be displayed as:

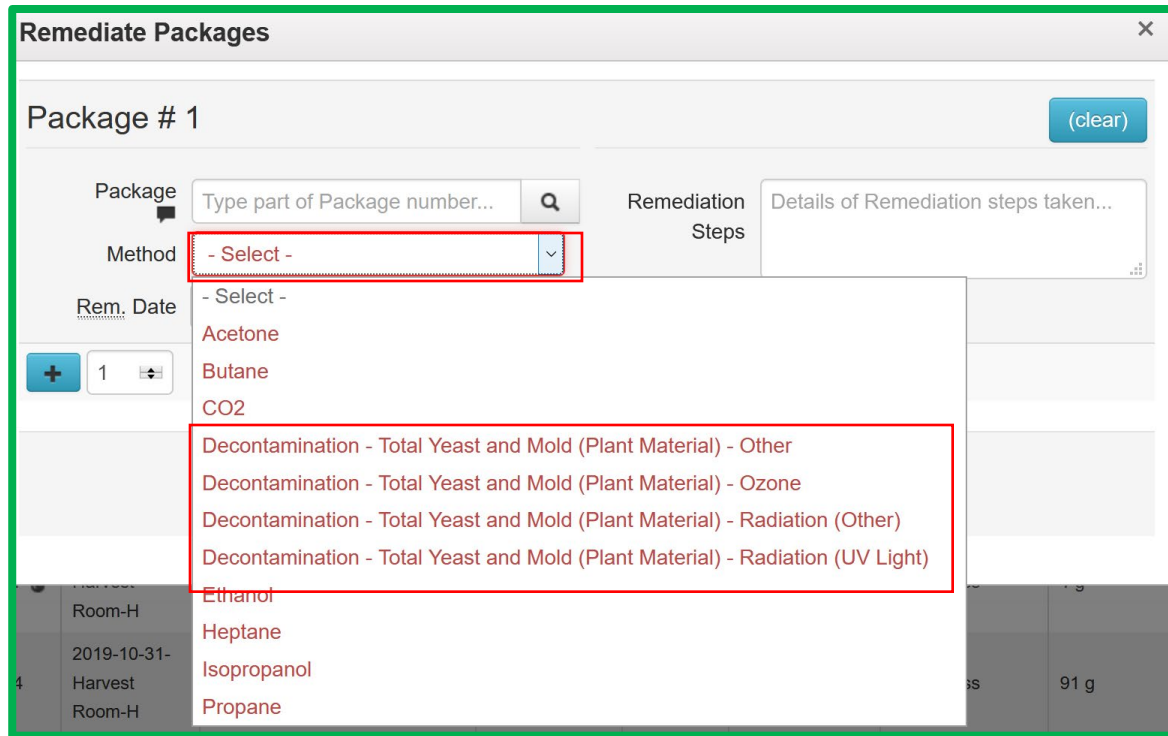
- Affiliated (Decontamination)
- Affiliated (Remediation)
- Unaffiliated (Decontamination)
- Unaffiliated (Remediation)

The designation of Decontamination or Remediation is meant to be a more specific indicator of the transfer but is not meant to change the general category of transfer which is explained on the [DOR Taxation's website](#) and in those related rules. If a licensee plans to transfer marijuana inventory to a different license for Decontamination or Remediation, they should choose the transfer type that most accurately describes the transfer.

Reminder for Creating Packages that will be Decontaminated or Remediated:

Inventory tracking packages that will be Decontaminated or Remediated should be highlighted, then the licensee should select the **"Remediate"** button within the packages grid. Although MED Rules distinguish Decontamination and Remediation as two separate and distinct actions, at this time when a licensee elects to Decontaminate the inventory package following a failed test, they must choose **"Remediate"** within Metrc.

Upon selection, the dialog box seen in **Figure 1** would appear. Decontamination methods have been added for licensees to accurately report their Decontamination attempts. After indicating a Decontamination Method, any additional information relevant to steps taken to Decontaminate the package should be included within the Remediation Steps area, which is a free-form field for entry. The Remediation steps box does require entry; however, "N/A" is applicable if additional steps do not apply.



Figure

1: Select the package to decontaminate the item

ABCDEF012345670000014408	2019-10-30- Harvest Room-H		Buds - Metrc Bliss	Buds	Metrc Bliss	92 g	Bliss 10-30	Remediated
--------------------------	----------------------------------	--	--------------------------	------	-------------	------	-------------	------------

Figure 2: After a package has been decontaminated the Lab Testing status will appear highlighted as "Remediated"

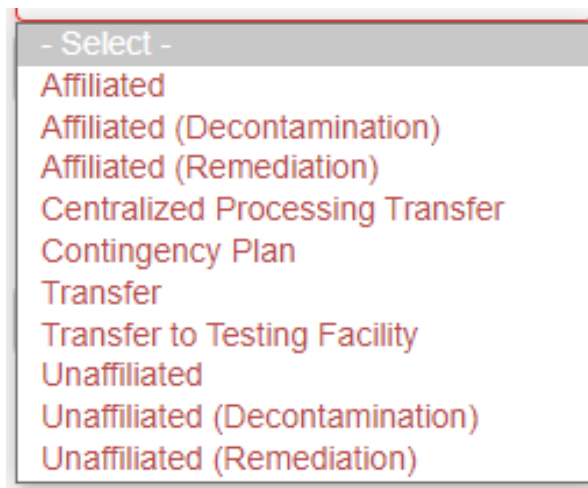
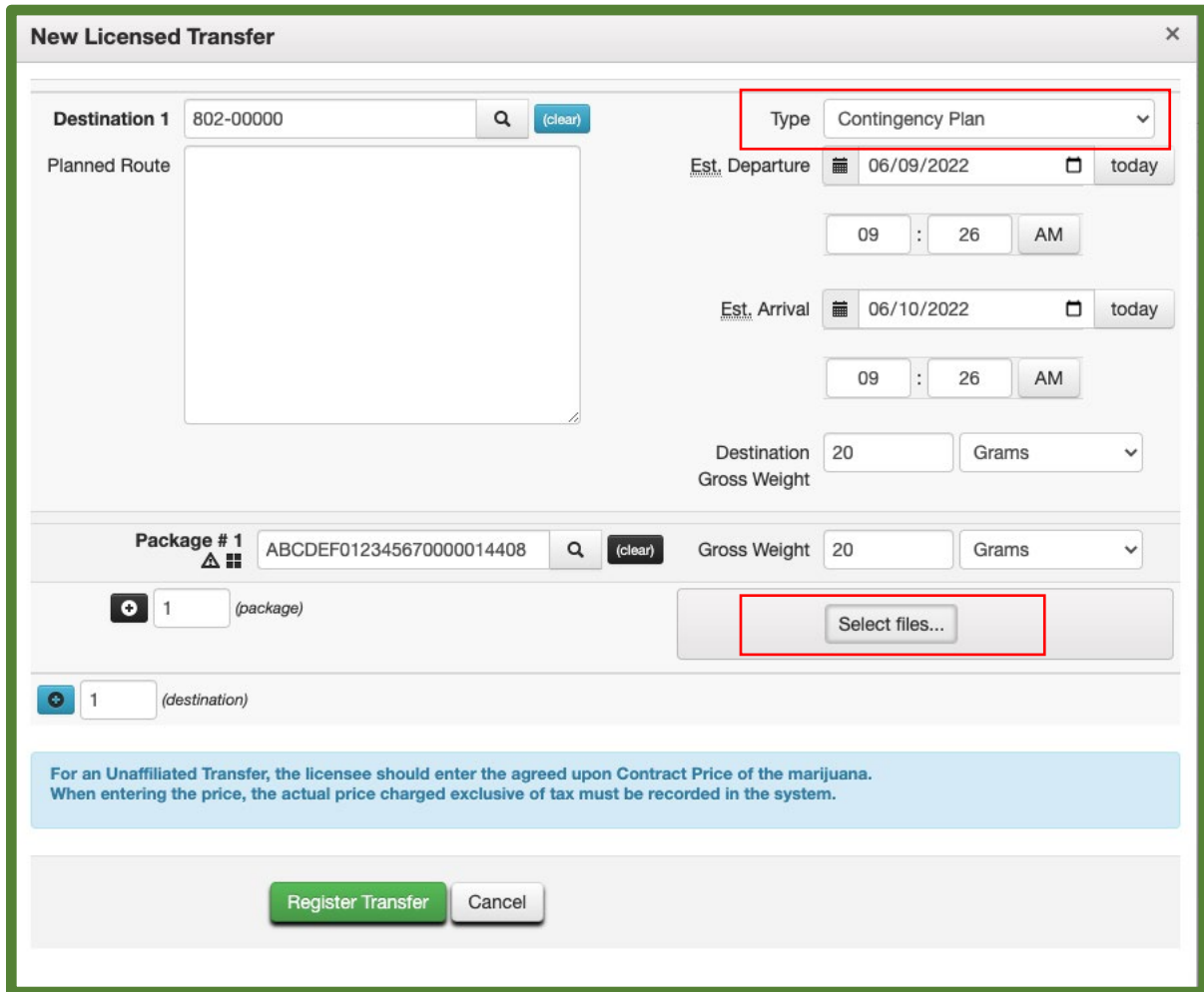


Figure 3: Transfer Types

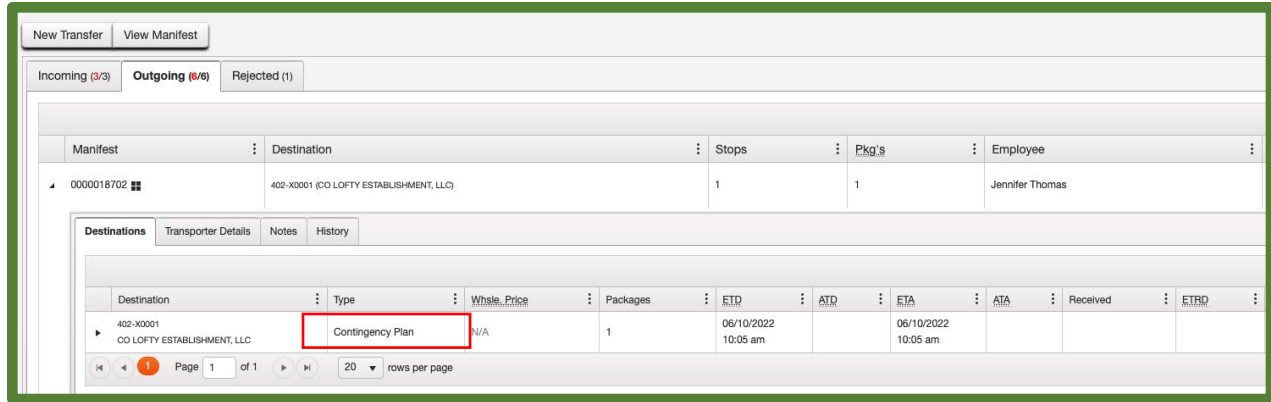
Contingency Plan Transfer Type

Note, in order to utilize this functionality, the licensee must have applied and been approved for a Contingency Plan through the MED. Once approved, and when using the contingency plan transfer type, there is no need to enter pricing information. A licensee has the ability to attach files relevant to the transfer such as internal inventory or tracking documents that would be relevant to the transfer and storage of the plants.



The screenshot shows a web form titled "New Licensed Transfer". The "Type" dropdown menu is set to "Contingency Plan" and is highlighted with a red box. The "Destination 1" field contains "802-00000". The "Planned Route" field is empty. The "Est. Departure" date is "06/09/2022" at "09:26 AM". The "Est. Arrival" date is "06/10/2022" at "09:26 AM". The "Destination Gross Weight" is "20 Grams". The "Package # 1" field contains "ABCDEF012345670000014408". The "Gross Weight" is "20 Grams". There is a "Select files..." button highlighted with a red box. At the bottom, there are "Register Transfer" and "Cancel" buttons. A blue informational banner states: "For an Unaffiliated Transfer, the licensee should enter the agreed upon Contract Price of the marijuana. When entering the price, the actual price charged exclusive of tax must be recorded in the system."

Figure 4: Contingency Plan Transfer Type



The screenshot displays the Metrc software interface for managing transfers. At the top, there are buttons for 'New Transfer' and 'View Manifest'. Below this, a navigation bar shows 'Incoming (3/3)', 'Outgoing (6/6)', and 'Rejected (1)'. The main table lists transfer details with columns for Manifest, Destination, Stops, Pkg's, and Employee. A specific transfer is selected, showing its details in a sub-table with columns for Destination, Type, Whole Price, Packages, ETD, ATD, ETA, ATA, Received, and ETRD. The 'Type' column for this transfer is highlighted with a red box and contains the text 'Contingency Plan'. The bottom of the interface shows pagination controls: 'Page 1 of 1' and '20 rows per page'.

Manifest	Destination	Stops	Pkg's	Employee
0000018702	402-X0001 (CO LOFTY ESTABLISHMENT, LLC)	1	1	Jennifer Thomas

Destination	Type	Whole Price	Packages	ETD	ATD	ETA	ATA	Received	ETRD
402-X0001 CO LOFTY ESTABLISHMENT, LLC	Contingency Plan	N/A	1	06/10/2022 10:05 am		06/10/2022 10:05 am			

Figure 5: Contingency Plan Transfer Type Outgoing Transfer

Please feel free to contact support at support@metrc.com or 877-566-6506 with any questions.