

Bulletin Number: CO_IB_3.13.20	Distribution Date: 3/18/20	Effective Date: 3/16/20
Contact Point: Metrc® Support	Subject: New Features in Metrc	
Reason: Metrc is providing information on our newest features available within the system.		

Greetings Metrc Users,

The bulletin provides information on the latest enhancements to Metrc, which became effective on March 16, 2020. The enhancements are listed below. Detailed descriptions of each change are provided on the following pages.

- I. Users can designate if a Member Patient has a sales limit exemption. Licensees with Member Patients who are already entered in Metrc that qualify for a sales limit exemption may edit their patients to designate them appropriately.
- II. Improved the Hover display to use a table instead of a data list and incorporated dynamic positioning.
- III. Added two buttons to grids to quickly scroll to the top or bottom of a page.
- IV. Users authorized to manage package inventory will see a Same Item option when creating New Package(s)
- V. An In Transit tab has been added to the Packages page for all facility types.
- VI. A Lab Samples tab has been added to the Packages page for facilities that can record test results.

Member Patient Sales Limit Exemption

Licensees who have permissions to manage the Patient Memberships grid will now see a new selectable check box within the Add Patients action window in **Figure 1** to designate a Sales Limit Exemption for all qualifying patients. If selected, licensees would see a “Yes” populated within the new Sales Limit Exemption column on the Patient Memberships grid in **Figure 2** below.

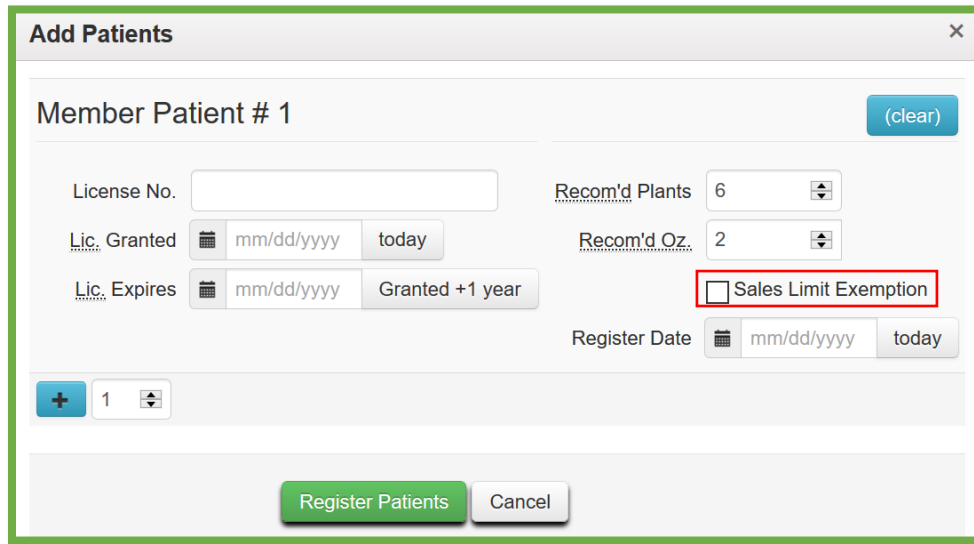
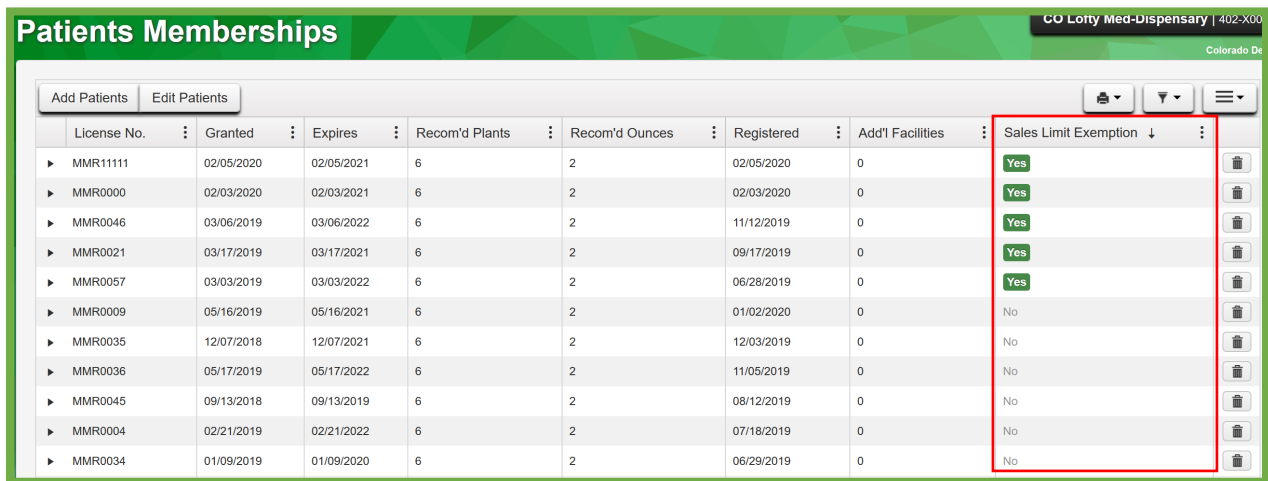


Figure 1: Add Member Patient

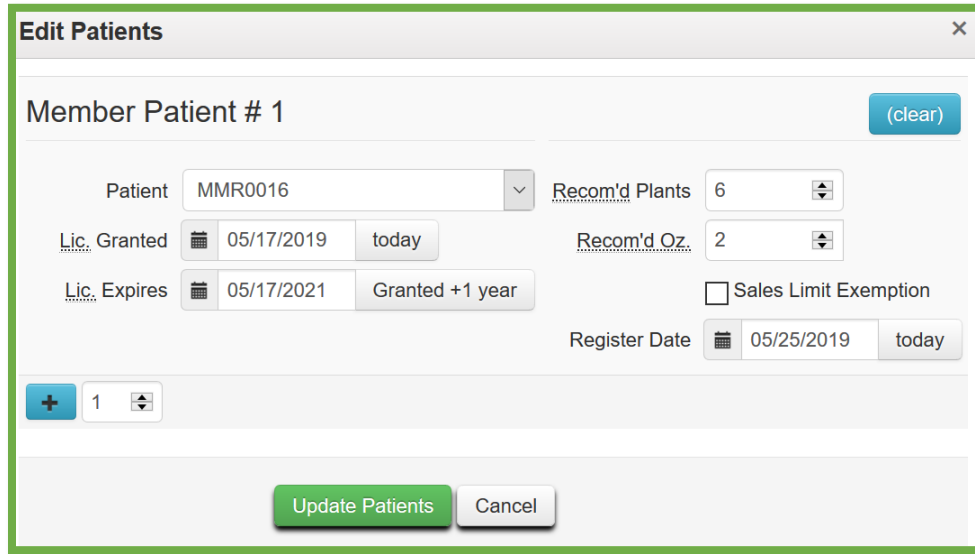


License No.	Granted	Expires	Recom'd Plants	Recom'd Ounces	Registered	Add'l Facilities	Sales Limit Exemption
▶ MMR11111	02/05/2020	02/05/2021	6	2	02/05/2020	0	Yes
▶ MMR0000	02/03/2020	02/03/2021	6	2	02/03/2020	0	Yes
▶ MMR0046	03/06/2019	03/06/2022	6	2	11/12/2019	0	Yes
▶ MMR0021	03/17/2019	03/17/2021	6	2	09/17/2019	0	Yes
▶ MMR0057	03/03/2019	03/03/2022	6	2	06/28/2019	0	Yes
▶ MMR0009	05/16/2019	05/16/2021	6	2	01/02/2020	0	No
▶ MMR0035	12/07/2018	12/07/2021	6	2	12/03/2019	0	No
▶ MMR0036	05/17/2019	05/17/2022	6	2	11/05/2019	0	No
▶ MMR0045	09/13/2018	09/13/2019	6	2	08/12/2019	0	No
▶ MMR0004	02/21/2019	02/21/2022	6	2	07/18/2019	0	No
▶ MMR0034	01/09/2019	01/09/2020	6	2	06/29/2019	0	No

Figure 2: Patient Memberships Grid

Edit Member Patient

If a licensee already has a patient added into their Patient Memberships who qualifies for a Sales Limit Exemption. The licensee can select the “Edit Patients” button and update the existing patient with the Sales Limit Exemption as seen in **Figure 3** below.



The screenshot shows a window titled "Edit Patients" with a close button (X) in the top right corner. Below the title bar, it says "Member Patient # 1" with a "(clear)" button to its right. The form contains several input fields and controls:

- Patient:** A dropdown menu with "MMR0016" selected.
- Recom'd Plants:** A spinner box with the value "6".
- Lic. Granted:** A date field showing "05/17/2019" and a "today" button.
- Recom'd Oz:** A spinner box with the value "2".
- Lic. Expires:** A date field showing "05/17/2021" and a "Granted +1 year" button.
- Sales Limit Exemption:** An unchecked checkbox.
- Register Date:** A date field showing "05/25/2019" and a "today" button.

At the bottom left, there is a blue "+" button and a spinner box with the value "1". At the bottom center, there are two buttons: "Update Patients" (green) and "Cancel" (grey).

Figure 3: Edit Member Patient

Updated Hover Display

When hovering over any magnifying glass in Metrc, a user will now see the updated table view in **Figure 4** below outlining the relevant information that is currently associated to the record. In addition to the new view, users will now notice that Metrc has incorporated dynamic positioning of these tables. Meaning, if the mouse is on the left, the display will appear on the right of the screen. If it is on the top, it will appear on the bottom.



Type	Product	Unit Quantity	N/A	Administrative Hold	No
Source Harvest(s)	Shellie's Puppy Love	Item Serving Size	N/A	Packaged Date	09/11/2019
Source Package(s)	1A4FF010000006F000000002	Item Supply Duration Days	N/A	Received Date	N/A
Location	Shellie's Inventory Stock Room	Quantity	35 g	Received From License	N/A
Location Type	N/A	Note	N/A	Received From Facility	N/A
Patient	N/A	Production Batch	No	Status	Active
Item	Shellie'sPuppy Love Buds	Trade Sample	No		
Item From License No.	N/A	Donation	No		
Item From Facility	N/A	Source Package Donation	No		
Category	Buds	Donation License No.	N/A		
Item Strain	Puppy Love SRO	Donation Facility	N/A		
Unit CBD Percent	N/A	Initial Lab Testing	TestPassed		
Unit CBD Content	N/A	Lab Testing	TestPassed		
Unit THC Percent	N/A	Lab Testing Date	09/11/2019		
Unit THC Content	N/A	Process Val. Sample	No		
Unit Volume	N/A	Product Requires Remediation	No		
Unit Weight	N/A	Contains Remediated Product	No		

Figure 4: Updated Table View When Hovering Over a Package

New Feature: Scroll Buttons

All grids in Metrc have been updated to include two new buttons on the far right of the interface. These scroll buttons allow users to select to jump to the top or bottom of the respective page that they are on in **Figure 5** and **Figure 6** below.



Figure 5: Scroll to Bottom of Screen



Figure 6: Scroll to Top of Screen

New Feature: In Transit Tab

Users with the View Packages permission have access to a new In Transit tab on the Packages page as pictured below in **Figure 7**. The In Transit tab allows users to easily view/search packages currently in an active Outgoing Transfer or in an active Rejected Transfer.

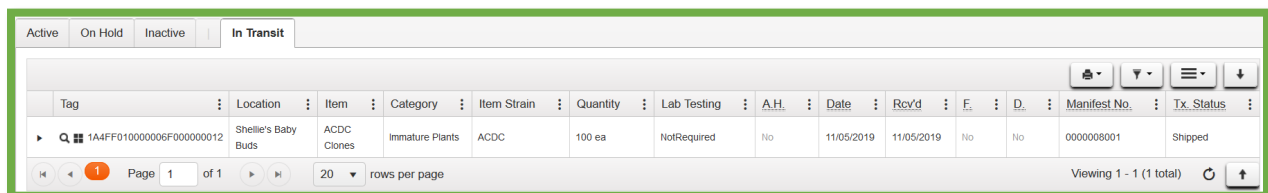


Figure 7: In Transit Tab

New Feature: Lab Samples Tab

Users within testing facilities who have the View Packages permission have access to a new Lab Samples tab on the Packages page as pictured in **Figure 8**. The Lab Samples tab allows users to easily view/search individual test results recorded on sample packages.

Tag	Src. H's	Src. Pkg's	Item	Category	Lab Testing	Test Date	Overall	Test Name	Test Passed	Result	Date
1A4FF03000006A000000012	ACDC 6/19	1A4FF03000006A000000011	CBD Distillate	Concentrate	TestPassed	06/26/2019	Passed	Water Activity	Passed	0	06/26/2019
1A4FF030000068000000021	ACDC 6/19	1A4FF030000068000000020	ACDC Flower	Buds	TestPassed	06/21/2019	Passed	Arsenic	Passed	0.0001	06/21/2019
1A4FF030000068000000021	ACDC 6/19	1A4FF030000068000000020	ACDC Flower	Buds	TestPassed	06/21/2019	Passed	Cadmium	Passed	0	06/21/2019
1A4FF030000068000000021	ACDC 6/19	1A4FF030000068000000020	ACDC Flower	Buds	TestPassed	06/21/2019	Passed	CBD percentage (flower)	Passed	0.12	06/21/2019

Figure 8: Lab Samples Tab

New Feature: Same Item Checkbox

Users have a new Same Item checkbox option when creating a new package from an existing package as shown in **Figure 9**. Checking Same Item will assign the same package item from the source package. This option allows licensees who receive packages of an item not previously configured for their license to repackage and create lab sample packages using the same item name from the source package. Using the Same Item feature does not add the item to the list of items for that license.

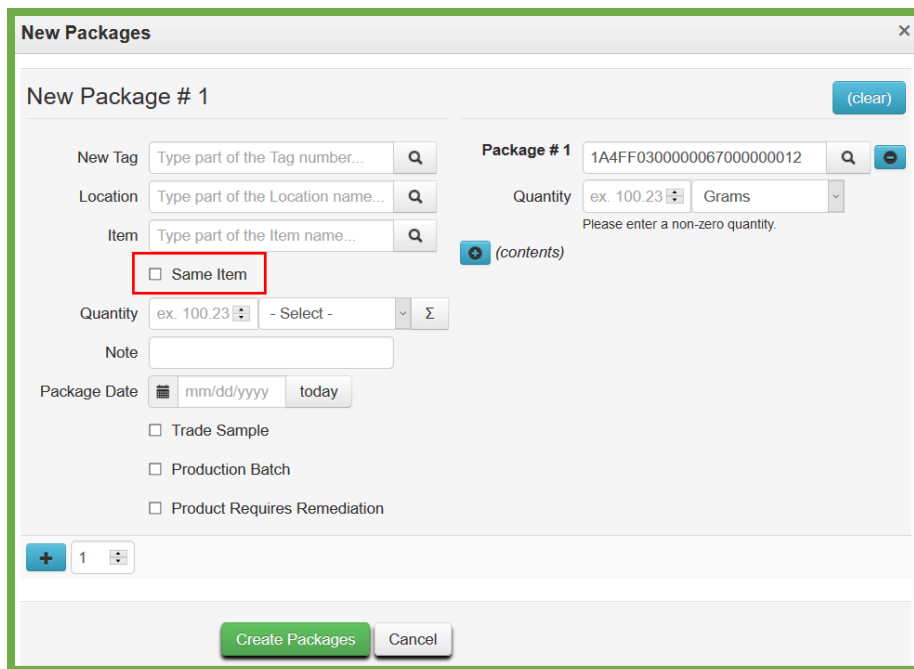


Figure 9: New Package(s) Action Window with Same Item

Please feel free to contact support at support@metrc.com or 877-566-6506 with any questions.