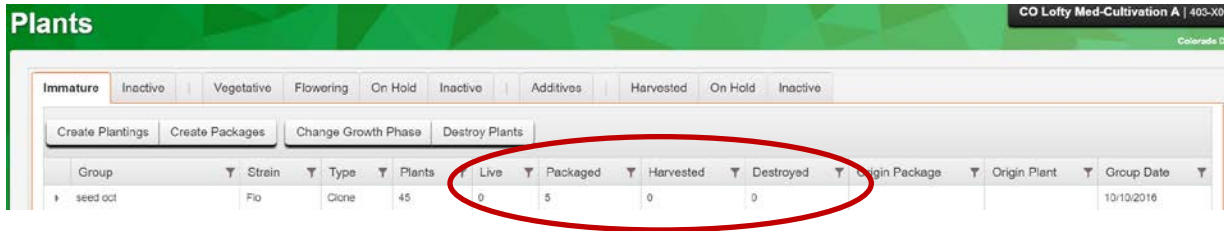


October 11, 2016

Franwell is pleased to provide information on the latest updates to Metrc®. Several enhancements have already been released, and a few more will continue to be added to the software by Wednesday, October 11, 2016. Please see the details below that outline all of the new features.

New Columns in Immature Plant Batches

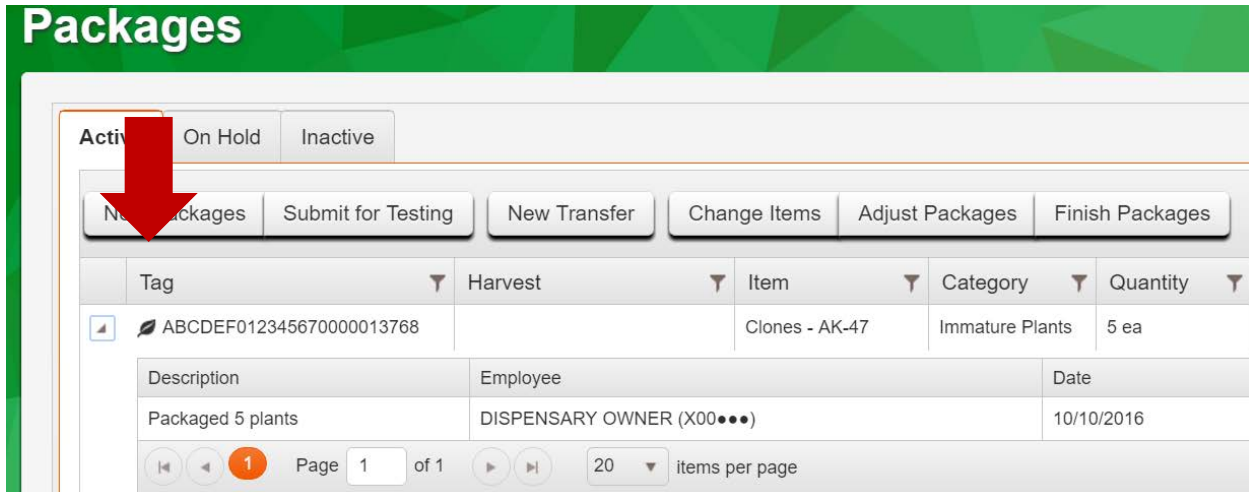
You now have the added visibility to the disposition of Plant Batches. There are additional columns within the grid to see Live, Packaged, Harvested and Destroyed Plant Counts for each Planting Batch. This functionality is available in both active and inactive Immature tabs.




Group	Strain	Type	Plants	Live	Packaged	Harvested	Destroyed	Origin Package	Origin Plant	Group Date
seed oct	Flo	Clone	45	0	5	0	0			10/10/2016

Icon indicators for all Package grids

We have added an icon to all Package grids which represent the type of Package - Plant or Product. The Plant icon is a leaf and the Product icon is four squares. The Plant icon will appear with any package that was created from an Immature Planting Batch or from combining *other* Plant Packages. Please note that combining Plant and Product Packages will result in a new *Product* Package.





Tag	Harvest	Item	Category	Quantity
ABCDEF012345670000013768		Clones - AK-47	Immature Plants	5 ea
Description		Employee		Date
Packaged 5 plants		DISPENSARY OWNER (X00●●●)		10/10/2016

Active		On Hold	Inactive
New Packages		Submit for Testing	New Transfer
Change Items		Adjust Packages	Finish Packages
Harvest	Item	Category	Quantity
 ABCDEF012345670000011218	2016-07-21-Harvest Room-M	Buds - AK-47	Buds
			13 g

Icon indicators for all Harvest grids

We have added an icon to all Harvest grids which represent the type of Harvest - Harvest or Manicure Batch. The Harvest Batch (whole Plants harvested) is a circle with little spikes and the Manicure Batch is a similar circle with a hole in the middle.

Immature	Inactive	Vegetative	Flowering	On Hold	Inactive	Additives	Harvested	On Hold
Create Packages		Submit for Testing	Report Waste	Finish Batches				
Harvest Batch	Room	Strain	Weight	Waste	Plants	Total Wgt.		
 2016-09-23-Harvest Room-H	Harvest Room	Blue Dream	400 g	0 g	1	500 g		

Immature	Inactive	Vegetative	Flowering	On Hold	Inactive	Additives	Harvested	On Hold
Create Packages		Submit for Testing	Report Waste	Finish Batches				
Harvest Batch	Room	Strain	Weight	Waste	Plants	Total Wgt.		
 2016-07-21-Harvest Room-M	Harvest Room	(multi-strain)	8,711.8181 g	0 g	138	19,187.0443 g		

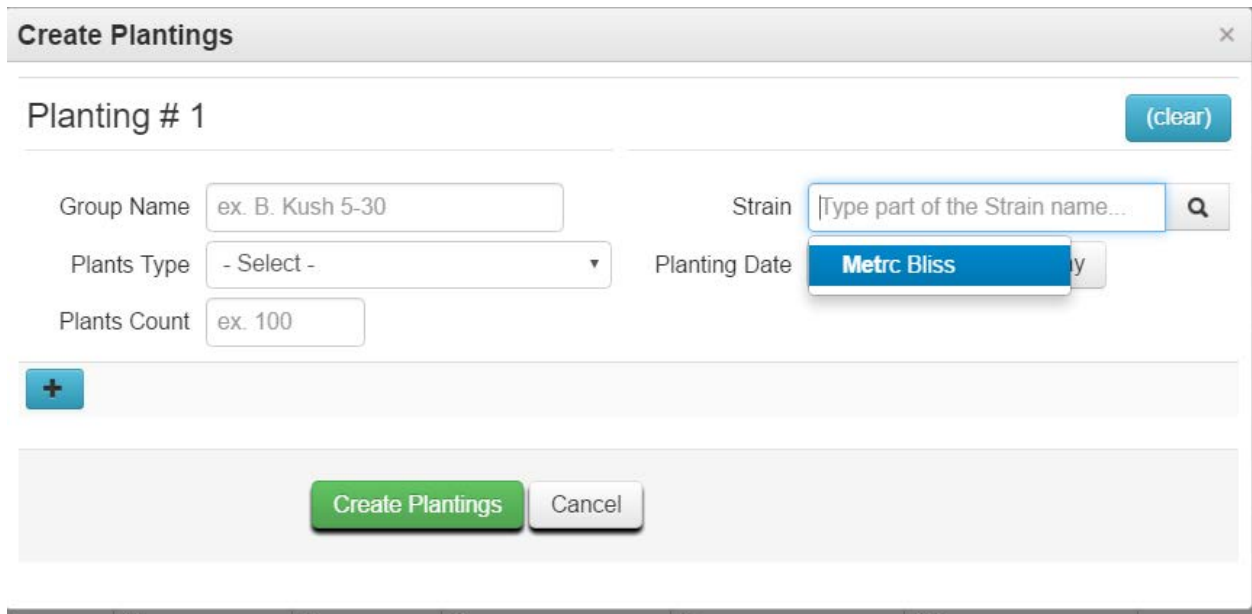
Harvest Waste tab

We have added the ability to view all reported Harvest waste for an individual Harvest Batch in a condensed fashion via a new drilldown tab on all Harvest grids. This is similar to the Harvest Packages tab released a couple of months ago. See below for example:



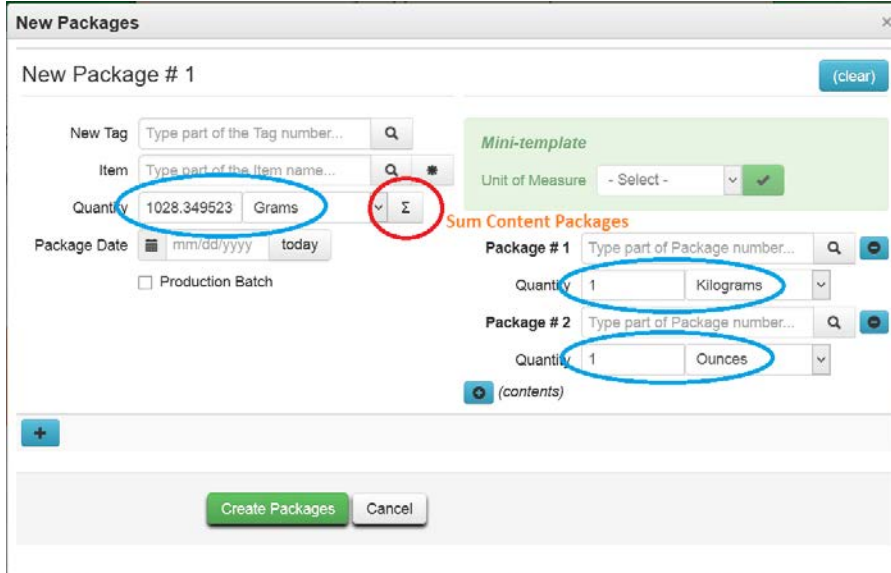
Autocomplete Strain Information within Create Plantings

We have now implemented the ability to type in a portion of the Strain name when entering information in the Created Plantings popup dialog. By utilizing this feature, Metrc will autocomplete options instead of requiring a dropdown list. See the following image for details:



Auto-sum New Package Quantities

When creating Packages, you will now have the option to automatically calculate the sum of the new package based on the combined quantities of the amount pulled from existing Packages. A new Sum icon button, located next to the Quantity and Unit of Measure, can now be clicked to auto-sum the correct Quantity for your new Package. This feature will help to eliminate mistakes in calculating the true weight/count of your new Package.



New Colorado Supplemental Guide (available on Wednesday, 10/12/2016)

A new Supplemental Guide is now available under Support in your Metrc account. This guide will replace the previous Quick Reference Guide (QRG) available. Please review for the latest information.

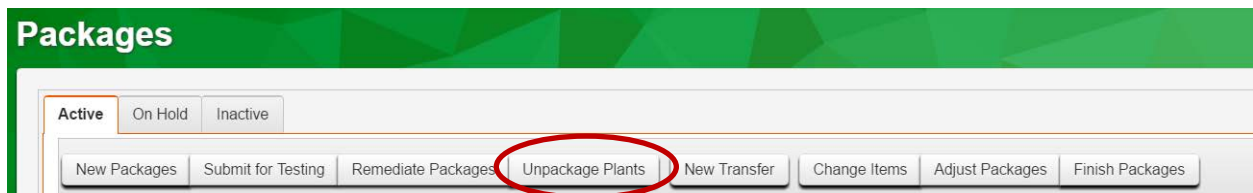
Limit the Ability to Create Packages from “thin air” (as of Wednesday, 10/12/2016)

Licensees will no longer have the ability to create beginning balance Packages without prior approval. All packages will need to originate from inside the tracking system. A Package can be created from an Immature Plant Batch, Harvest or Manicure Batch, or through a re-pack from another package that already exists in the system. The Metrc support team will maintain the ability to grant temporary permissions to allow a licensee who has received prior approval from the state to create beginning balance packages.

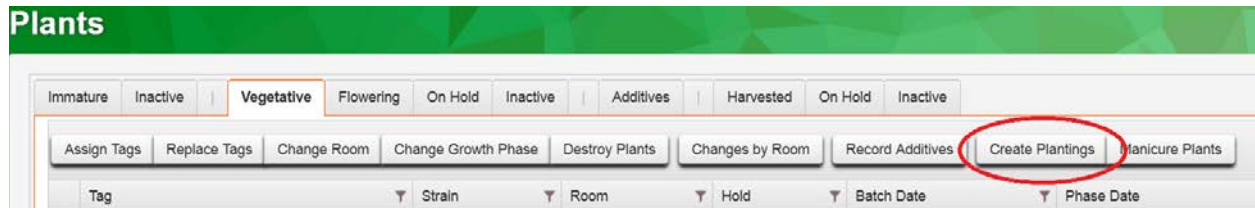
Plant from Package or Mother Plant (coming soon)

Metrc will now “Close the Loop” on Immature Batch Plantings. You will be able to identify the origination of Immature Plantings. You will have the ability to choose from the following:

- Unpackage Plant Packages — which creates a new Plant Group with the number of Plants unpackageged. You will now have the button within the Packages grid to “Unpackage Plants”. This will open a popup, allowing you to create a new Immature Planting batch from the Package.



- Create Plantings from Vegetative and Flowering Plants — which creates the ability to create Plantings (Plant Groups) from Veg and Flower Plants. You will now have a button within the Vegetative and Flowering Plants grids to Create Plantings, whether from seeds or clones. This will open a popup, allowing you to create a new Immature Planting batch from existing Plants within your facility.



Any questions about these updates can be directed to the Metrc Support Team by emailing support@metrc.com or calling 877-566-6506.