

Bulletin Number: ME_IB_0031	Distribution Date: 06/09/23	Effective Date: Ongoing
Contact Point: Metrc® Support	Subject: New Infused Plant Material Item Category	
Reason: Metrc is providing an update on the addition of the new Infused Plant Material item category		

Greetings Metrc Users,

Metrc, in conjunction with the OCP, would like to announce the addition of the “Infused Plant Material” item category (**which is separate and distinct from the “Infused Pre-roll” item category**) that can now be used by licensed Product Manufacturing Facilities. This bulletin will walk through the process of creating an item using this new item category.

Please find on the following pages a detailed description of the updates:

Infused Plant Material Item Category

The OCP has created the new “Infused Plant Material” item category that should be used moving forward when creating packages of loose plant material which has been infused. **Note: Licensees must continue to use the “Infused pre-roll” item category for pre-rolls that are infused with cannabis concentrate/extract.**

To navigate to this screen, select the Items option under the Admin area on the navigational toolbar. This step is show below in **Figure 1**.

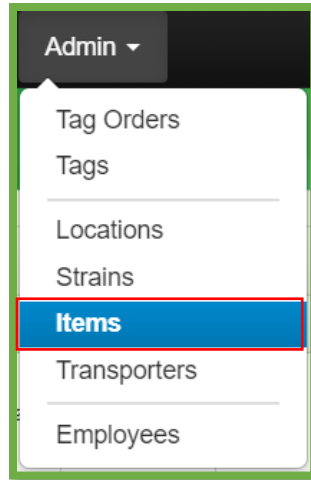


Figure 1: Admin Menu with Items Option

Please Note: If you do not see this option, you will need to be granted the permission under the employee admin menu.

Once on the Items screen, utilize the “Add items” button to begin the process. This step is demonstrated below in **Figure 2**.

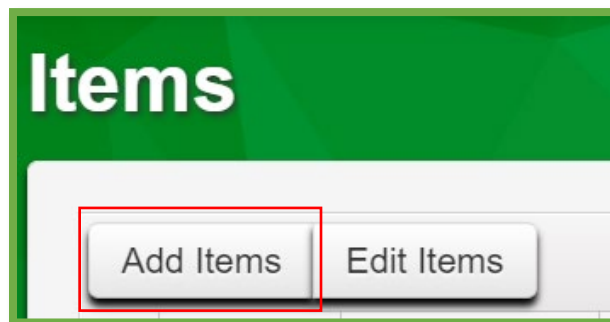
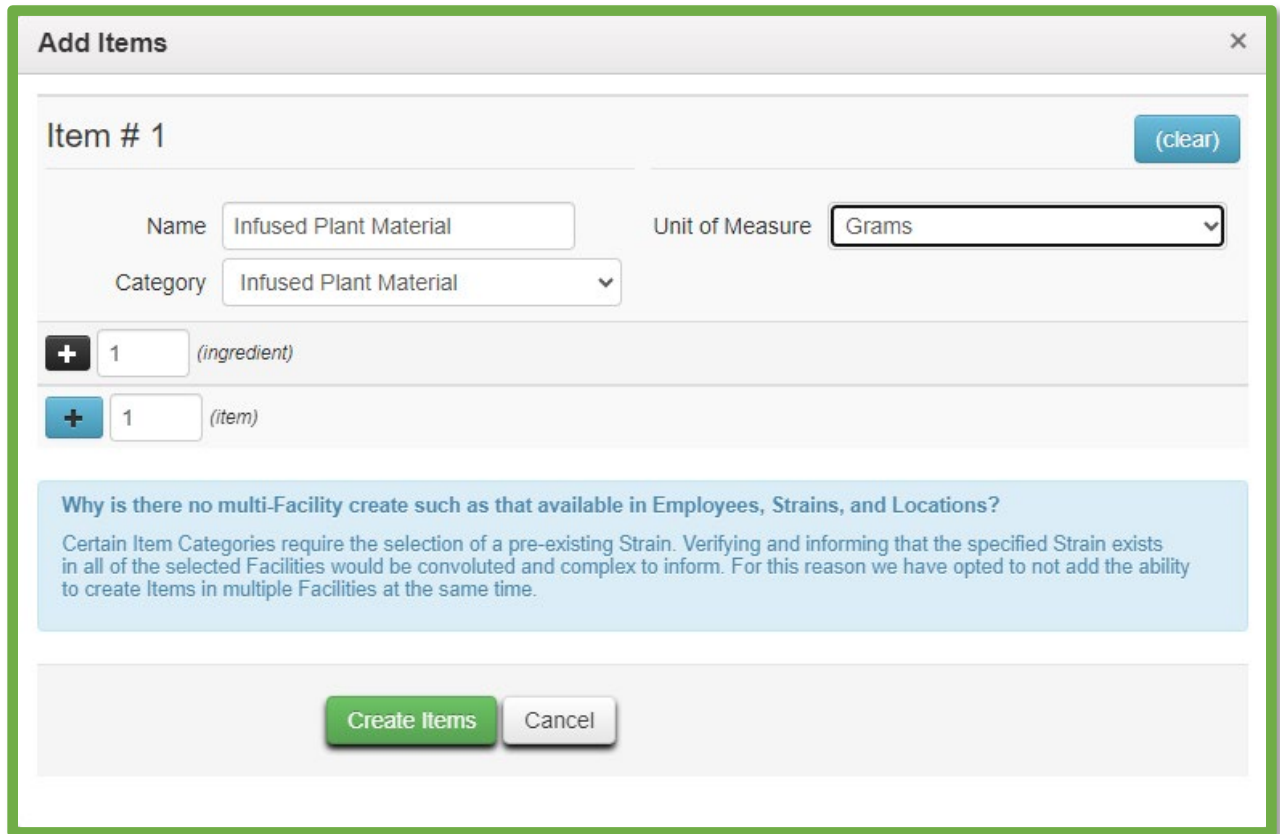


Figure 2: Add Items Button

This button will trigger the action window to enter the item information utilizing the “Infused Plant Material” item category. Once the information is entered, use the green “Create Items” button to complete the process. This step is demonstrated below in **Figure 3**.



Add Items

Item # 1 (clear)

Name: Infused Plant Material Unit of Measure: Grams

Category: Infused Plant Material

+ 1 (ingredient)

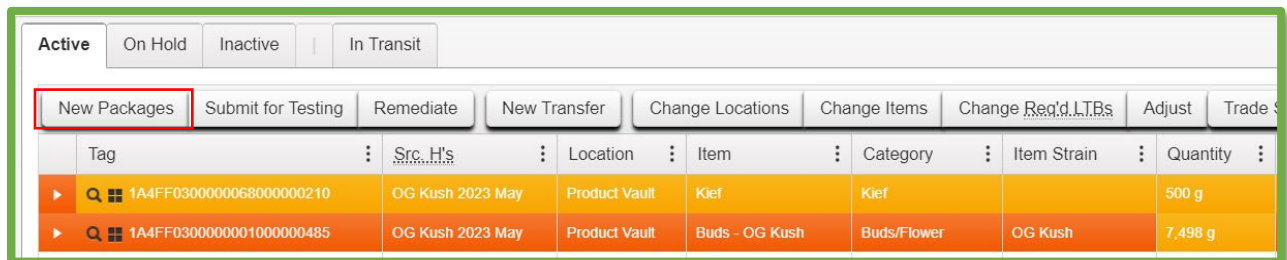
+ 1 (item)

Why is there no multi-Facility create such as that available in Employees, Strains, and Locations?
Certain Item Categories require the selection of a pre-existing Strain. Verifying and informing that the specified Strain exists in all of the selected Facilities would be convoluted and complex to inform. For this reason we have opted to not add the ability to create Items in multiple Facilities at the same time.

Create Items Cancel

Figure 3: Add Infused Plant Material Action Window

Once the item is created, navigate to the packages grid and select the Infused Plant Material package that is being repackaged into final form packages and use the “New Packages” button. This step is demonstrated in **Figure 4** below.



Tag	Src. H's	Location	Item	Category	Item Strain	Quantity
1A4FF0300000068000000210	OG Kush 2023 May	Product Vault	Kief	Kief		500 g
1A4FF0300000001000000485	OG Kush 2023 May	Product Vault	Buds - OG Kush	Buds/Flower	OG Kush	7,498 g

Figure 4: Select Specific Package

This button will trigger an action window to create the new Infused Plant Material package. Then indicate the amount taken from the source package on the right-hand side and the new package information on the left-side.

Please note that the production batch box should be selected since the new package is a different item category than the previous packages. A production batch number will then need to be assigned.

This step is demonstrated in **Figure 5**.

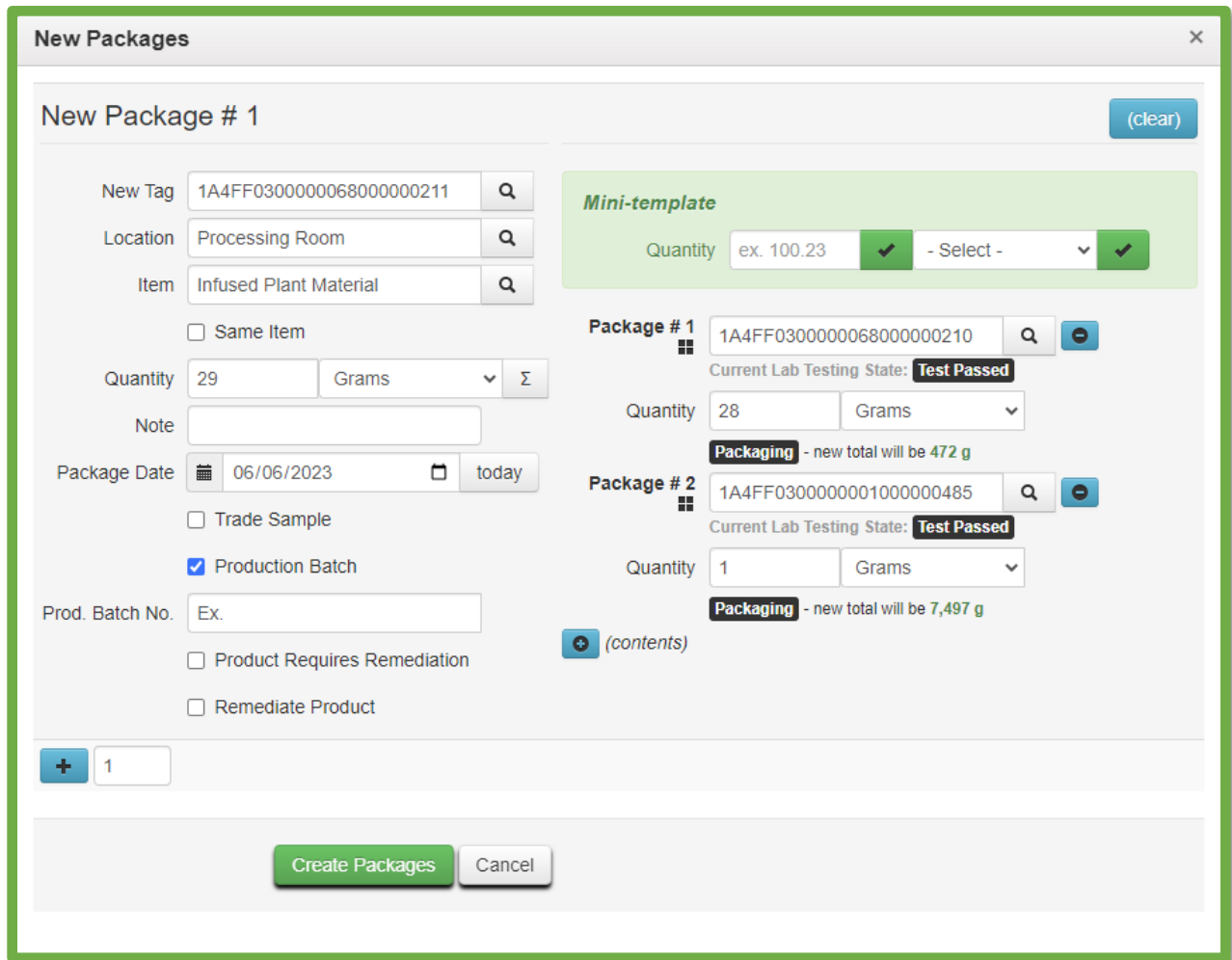


Figure 5: Create Infused Plant Material Package Action Window

Please feel free to contact support at support@metrc.com or 877-566-6506 with any questions.