

Bulletin Number: MN_IB_0005 External Patient Sales	Distribution Date: 5/31/23	Effective Date: 5/31/23
Contact Point: Metrc® Support	Subject: Software update to the sales receipts in Metrc	
Reason: Dispensary sales to Tribal Medical Patients correctly within Metrc.		

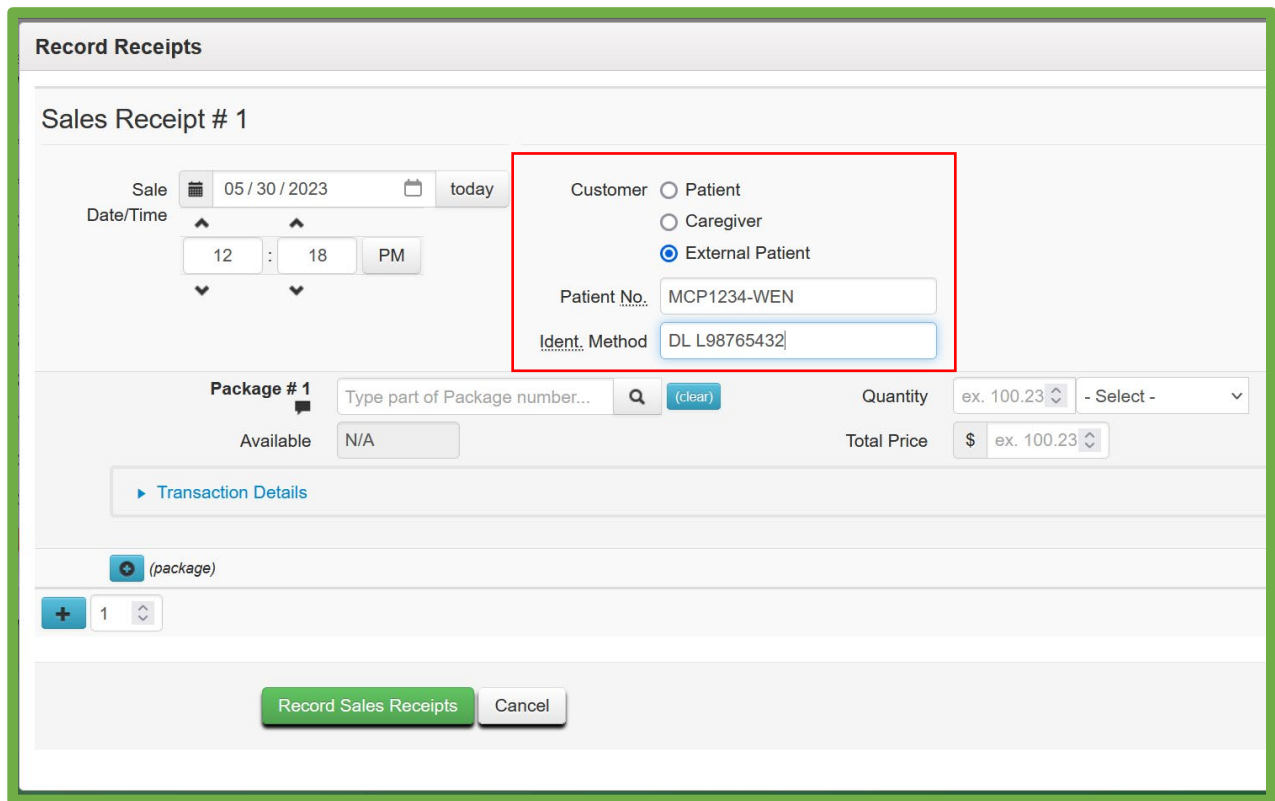
Greetings Metrc® Users,

The Minnesota Office of Medical Cannabis has approved a software update that will be implemented on **Wednesday, May 31st, 2023**, to properly capture the sales receipts for those Tribal medical patients who are part of a Tribal Medical Program at the dispensary level.

Please see the following pages for further details on these changes:

With the implementation of the external patient sales configuration, a dispensary agent will now have the option to designate a sale to an external Tribal Medical Program patient as shown in **Figure 1**.

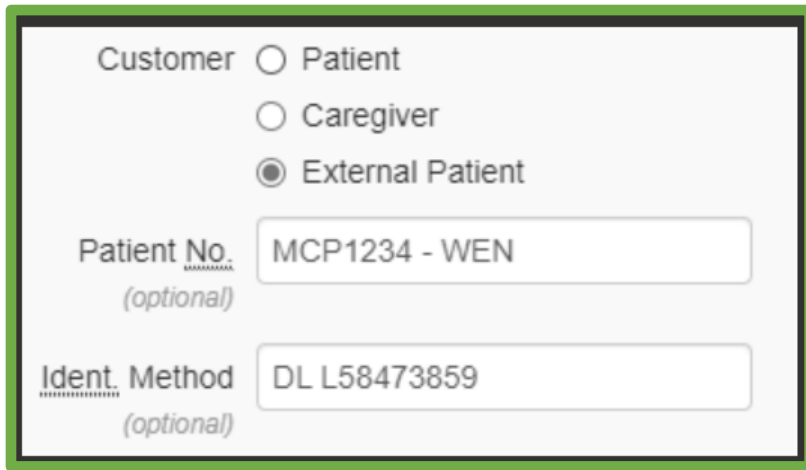
- **The requirements to make a sale to an external patient are the patient's identification number and the identification method validated by the dispensary with that number.**
- If the sale doesn't involve an external Tribal Medical Program patient, then the dispensary agent will still operate by selecting the patient or caregiver button and entering the patient's state-issued card number.



The screenshot shows the 'Record Receipts' interface. At the top, it says 'Record Receipts' and 'Sales Receipt # 1'. Below this, there are fields for 'Sale Date/Time' (05/30/2023, 12:18 PM) and a 'Customer' section. The 'Customer' section is highlighted with a red box and contains three radio buttons: 'Patient', 'Caregiver', and 'External Patient' (which is selected). Below the radio buttons are two text input fields: 'Patient No.' with the value 'MCP1234-WEN' and 'Ident. Method' with the value 'DL L98765432'. Below the highlighted section, there are fields for 'Package # 1', 'Quantity' (ex. 100.23), and 'Total Price' (\$ ex. 100.23). At the bottom, there are two buttons: 'Record Sales Receipts' and 'Cancel'.

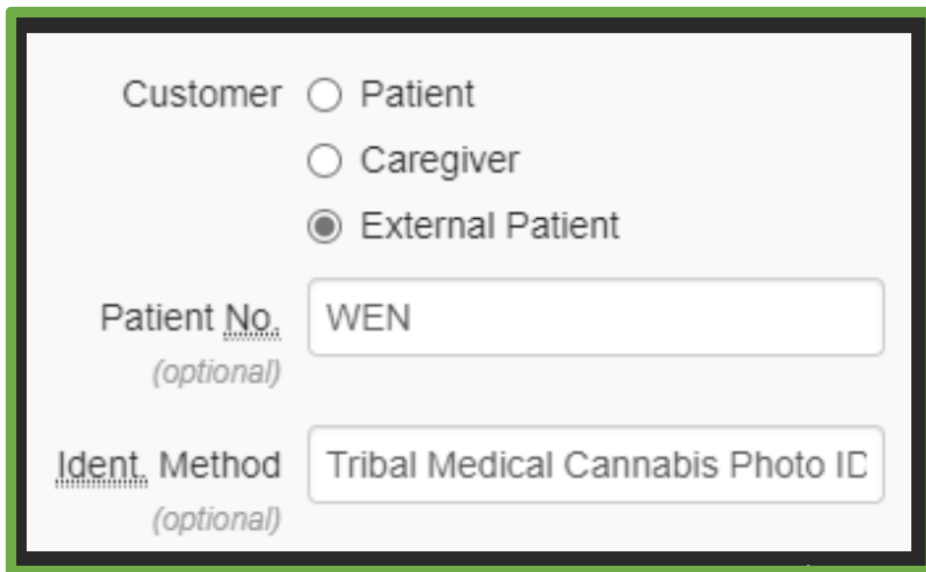
Figure 1: Example of the updated sales receipt field

Below are three examples of scenarios that may apply to proper recording of external patient sales as shown in **Figure 2** and **Figure 3**.



A screenshot of a web form for recording an external patient sale. The form is enclosed in a green border. At the top, under the heading "Customer", there are three radio button options: "Patient", "Caregiver", and "External Patient". The "External Patient" option is selected. Below this, there are two input fields. The first is labeled "Patient No." with "(optional)" underneath and contains the text "MCP1234 - WEN". The second is labeled "Ident. Method" with "(optional)" underneath and contains the text "DL L58473859".

Figure 2: Example of External Patient Sale where the patient presents a tribal medical cannabis card which lists the patient number but is not a photo ID and a state-issued Driver’s License.



A screenshot of a web form for recording an external patient sale. The form is enclosed in a green border. At the top, under the heading "Customer", there are three radio button options: "Patient", "Caregiver", and "External Patient". The "External Patient" option is selected. Below this, there are two input fields. The first is labeled "Patient No." with "(optional)" underneath and contains the text "WEN". The second is labeled "Ident. Method" with "(optional)" underneath and contains the text "Tribal Medical Cannabis Photo ID".

Figure 3: Example of an External Patient Sale where the patient presents the tribal medical cannabis card with no patient number but does includes a photo ID but a State ID/Driver’s License is not presented.

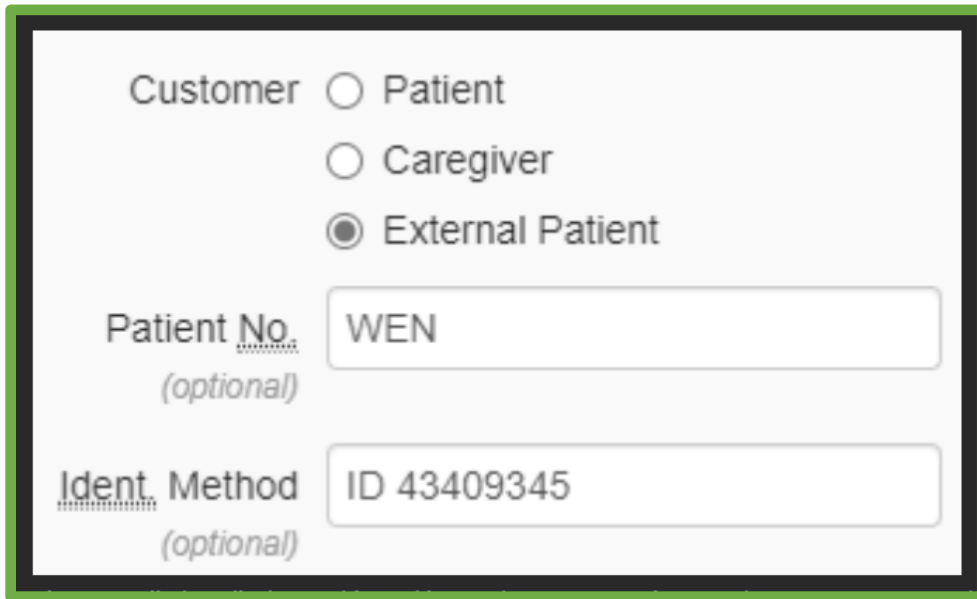


Figure 4: Example of an External Patient Sale where the Patient presents a Tribal Medical Cannabis Card with no patient number and does not have a photo ID and a state-issued ID is also presented.

- There are currently two Tribal Nations within the Minnesota Medical Cannabis Program. Below are the proper abbreviations:
 - White Earth Nation → WEN
 - Red Lake Nation → RLN

Notes to remember:

- Patients should only be designated within the patient field.
- No personally identifiable information should be entered such as name or birthdate.
- There should not be any entering of any letters, numbers, or symbols other than the ones directly designated to the patient or caregiver number.

Notes for Integrators:

- This change affects the usage of the following endpoints:
 - *POST /sales/v1/receipts*
 - *PUT /sales/v1/receipts*

- When using either of these endpoints for an external patient sale, both the *PatientLicenseNumber* and the *IdentificationMethod* fields will be required.
 - Please refer to <https://api-mn.metrc.com/documentation> for further details on these endpoints.

Please feel free to contact support at support@metrc.com or 877-566-6506 with any questions.