

Bulletin Number: ME_IB_0036	Distribution Date: 9/18/2023	Effective Date: 10/2/2023
Contact Point: Metrc Support	Subject: New updates now available in Metrc	
Reason: New functionality and features are now available in Metrc.		

Greetings,

Metrc is pleased to provide information on the latest system enhancements that will be updated and available on 10/02/2023, including:

- Ability to adjust the number of plants in an Immature Plant Batch
- Removal of multiple destination transfers

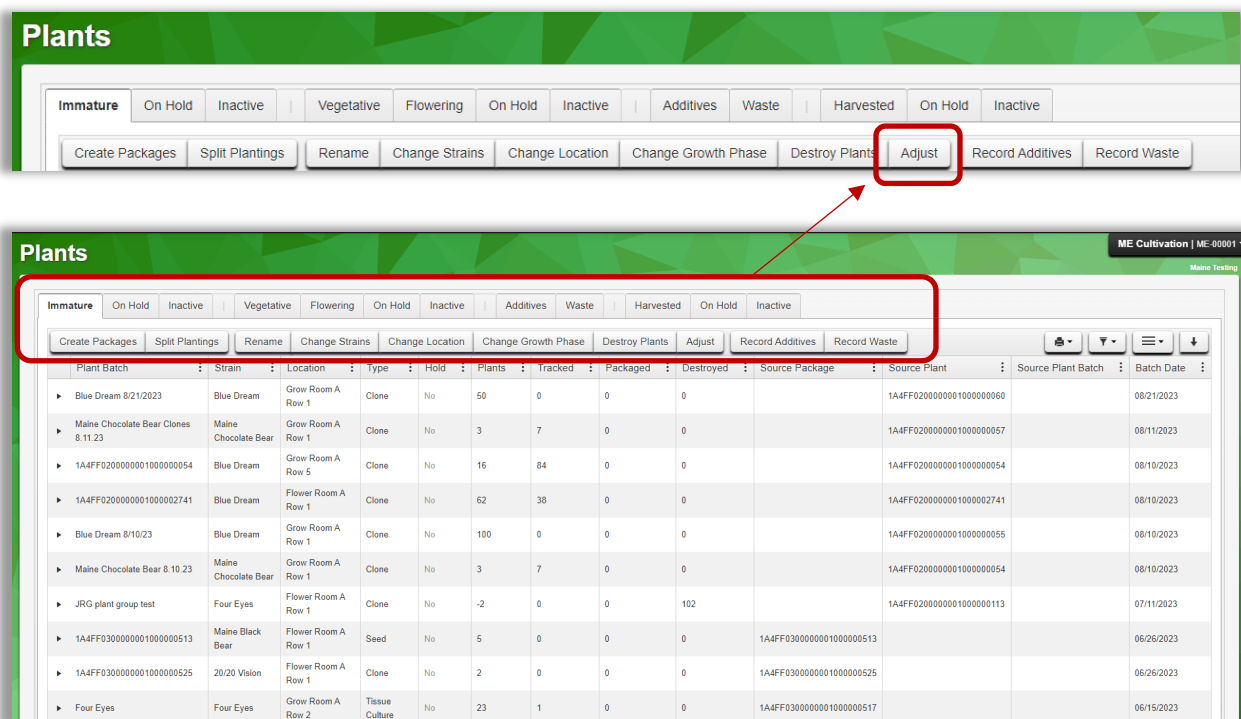
Please read on for more information regarding this new functionality.

Ability to Adjust Immature Plant Batches

As seen in Figure 1, an Adjust button has been added to the Immature tab of the Plants grid that allows licensees to adjust the number of plants in an Immature Plant Batch. After clicking the Adjust button in the Immature Plants section, an action window will open to allow for adjusting of an Immature Plant Batch count. The action window has the same fields as the Adjust Package action window, including:

- Batch Name
- Quantity
- Adjust Quantity
- New Quantity
- Adjustment Reason
- Note
- Adjustment Date

The Adjustment Reason is required whenever you adjust an Immature Plant Batch. The most accurate description must be selected from the Adjustment Reason dropdown provided within the action window. If none of the predetermined options fully explain the adjustment, choose the most appropriate one and provide more information in the Optional Note field. See **Figure 2** on the next page.



Plants

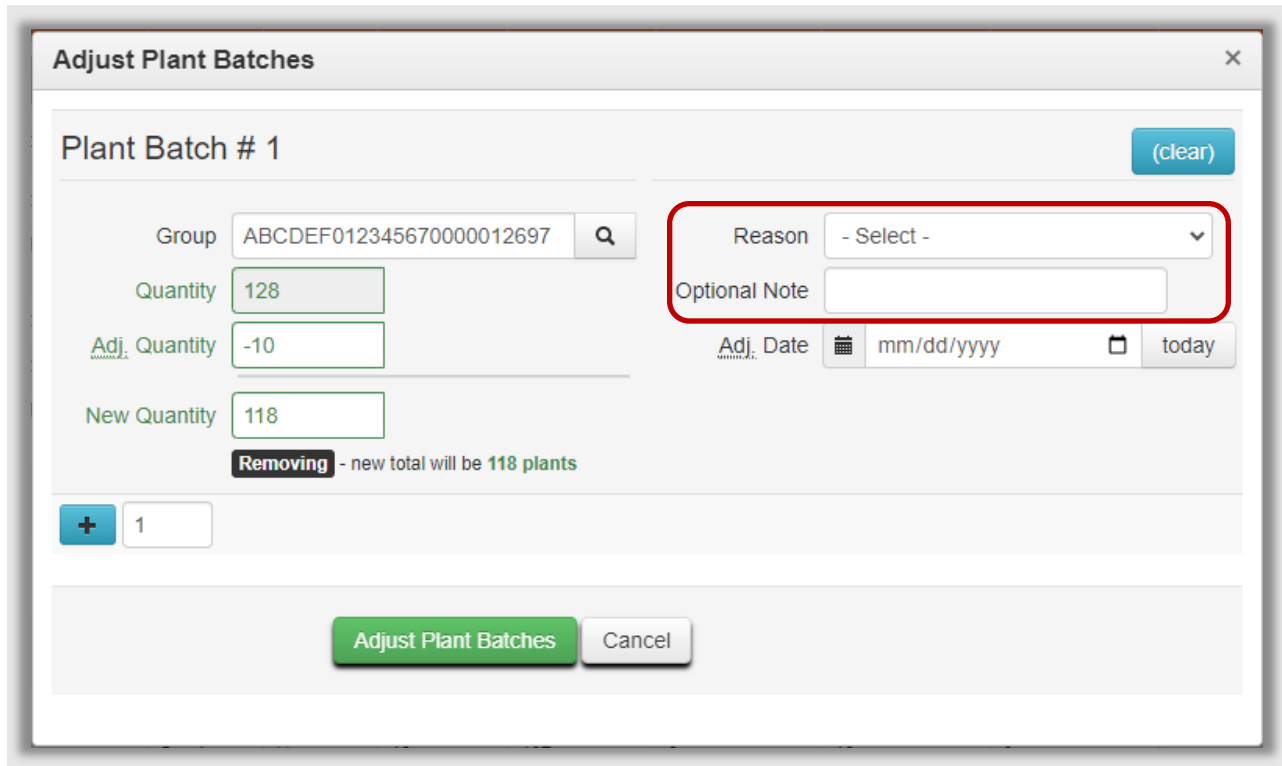
Immature On Hold Inactive Vegetative Flowering On Hold Inactive Additives Waste Harvested On Hold Inactive

Create Packages Split Plantings Rename Change Strains Change Location Change Growth Phase Destroy Plants **Adjust** Record Additives Record Waste

Plants ME Cultivation | ME-00001 Maine Testing

Plant Batch	Strain	Location	Type	Hold	Plants	Tracked	Packaged	Destroyed	Source Package	Source Plant	Source Plant Batch	Batch Date
Blue Dream 8/21/2023	Blue Dream	Grow Room A Row 1	Clone	No	50	0	0	0		1A4FF0200000001000000060		08/21/2023
Maine Chocolate Bear Clones 8.11.23	Maine Chocolate Bear	Grow Room A Row 1	Clone	No	3	7	0	0		1A4FF0200000001000000057		08/11/2023
1A4FF0200000001000000054	Blue Dream	Grow Room A Row 5	Clone	No	16	64	0	0		1A4FF0200000001000000054		08/10/2023
1A4FF02000000010000002741	Blue Dream	Flower Room A Row 1	Clone	No	62	38	0	0		1A4FF02000000010000002741		08/10/2023
Blue Dream 8/10/23	Blue Dream	Grow Room A Row 1	Clone	No	100	0	0	0		1A4FF0200000001000000055		08/10/2023
Maine Chocolate Bear 8.10.23	Maine Chocolate Bear	Grow Room A Row 1	Clone	No	3	7	0	0		1A4FF0200000001000000054		08/10/2023
JRG plant group test	Four Eyes	Flower Room A Row 1	Clone	No	-2	0	0	102		1A4FF02000000010000000113		07/11/2023
1A4FF03000000010000000513	Maine Black Bear	Flower Room A Row 1	Seed	No	5	0	0	0	1A4FF03000000010000000513			06/26/2023
1A4FF03000000010000000525	20/20 Vision	Flower Room A Row 1	Clone	No	2	0	0	0	1A4FF03000000010000000525			06/26/2023
Four Eyes	Four Eyes	Grow Room A Row 2	Tissue Culture	No	23	1	0	0	1A4FF03000000010000000517			06/15/2023

Figure 1: Plants Grid with new Adjust button



The image shows a software window titled "Adjust Plant Batches" with a close button (X) in the top right corner. The window is divided into two main sections. The left section is titled "Plant Batch # 1" and contains several input fields: "Group" with a text box containing "ABCDEF012345670000012697" and a search icon; "Quantity" with a text box containing "128"; "Adj. Quantity" with a text box containing "-10"; and "New Quantity" with a text box containing "118". Below these fields is a status bar that says "Removing - new total will be 118 plants". At the bottom left of this section is a blue "+" button and a text box containing "1". The right section contains a "Reason" dropdown menu with "- Select -" as the selected option, an "Optional Note" text box, and an "Adj. Date" field with a calendar icon, a text box containing "mm/dd/yyyy", and a "today" button. A red rectangle highlights the "Reason" dropdown, "Optional Note" text box, and "Adj. Date" field. At the bottom of the window are two buttons: "Adjust Plant Batches" (green) and "Cancel" (grey).

Figure 2: Adjust Immature Plant Batches action window

Removal of Multiple Destination Transfers

Based on feedback received from the industry, and to drive further system efficiency to mirror Maine regulations, multiple destinations for a single transfer manifest will no longer be visible to licensed users. The New Licensed Transfer action window will now show only a single destination for a single transfer manifest – see **Figure 3**.

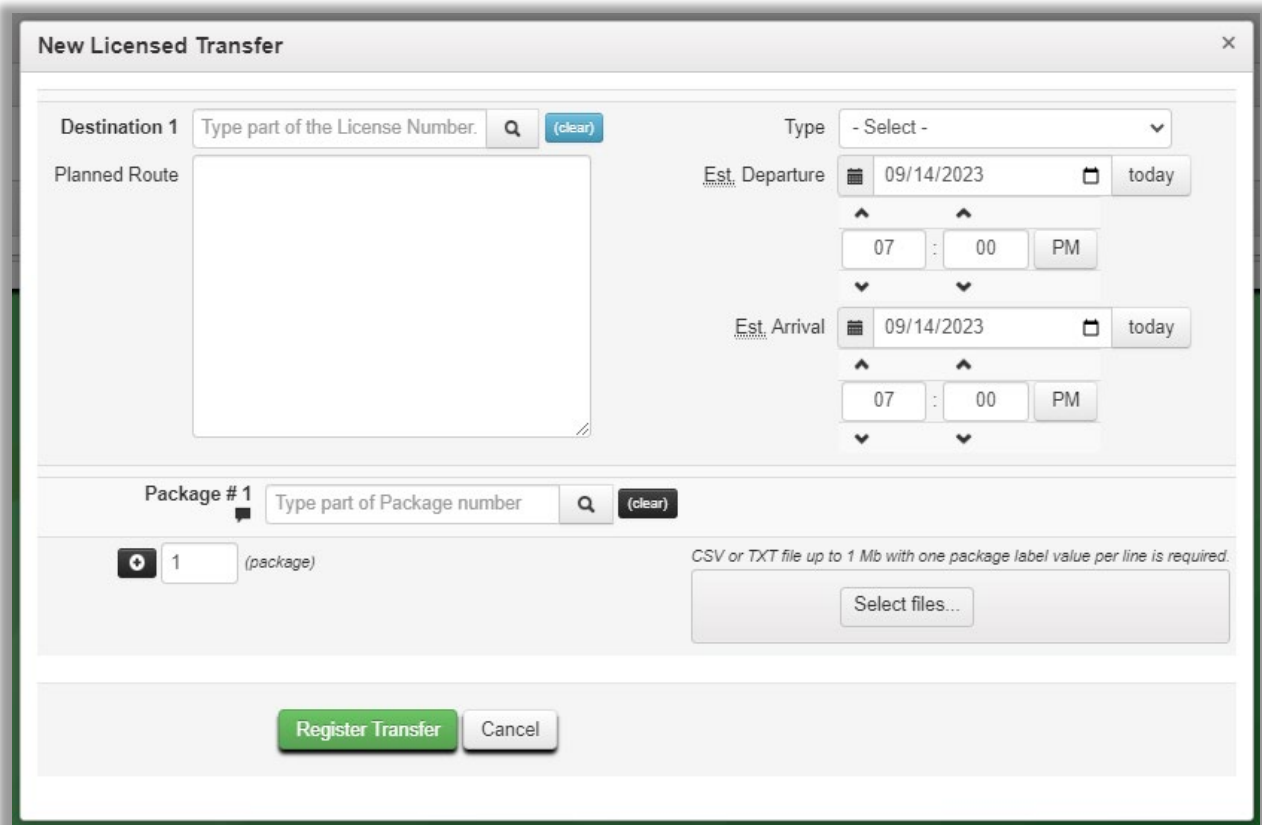


Figure 3: New Transfer Action Window

If you have any questions, or need additional support:

Contact Metrc Support: Email Support@metrc.com or call 877-566-6506

Access additional resources: In the Metrc system, click on the “Support” dropdown in the top-right navigation pane and select the appropriate resource, including educational guides and more.

Thank you for your continued partnership.