

Metrc Support Bulletin



Bulletin Number: RI_IB_0028	Distribution Date: 07/02/2024	Effective Date: 05/31/2024
Contact Point: Metrc® Support	Subject: Lab Testing Updates in Metrc	
Reason: To inform Licensees of upcoming changes on how to download and view COAs		

Greetings,


Metrc is pleased to provide information on an upcoming change regarding the ability to Download and View Certificates of Analysis (COA) within Metrc. This new feature was available on May 31, 2024.

Starting May 31, 2024, Testing Facilities have the ability to upload a COA that is associated to all recorded test results of a specific test sample package.

Testing Facilities will not be required to upload COA's for any test samples obtained prior to May 31, 2024.

- Once a Testing Facility has uploaded the test results and the COA, both the Testing Facility and the Licensee that created the test sample package, with the proper permissions, will be able to view the uploaded test results and the COA via the Lab Results Tab within the Package grid.

Below are detailed descriptions of the enhancements to find, download, and view a COA in Metrc:

Once a Testing Facility has uploaded/imported test results and the COA into Metrc, the test results will show in the Lab Results tab of the test sample package and the source package that the test sample was pulled from. The COA can be downloaded to be viewed and/or printed by selecting the  button in the Lab Results tab - see **Figure 1**.

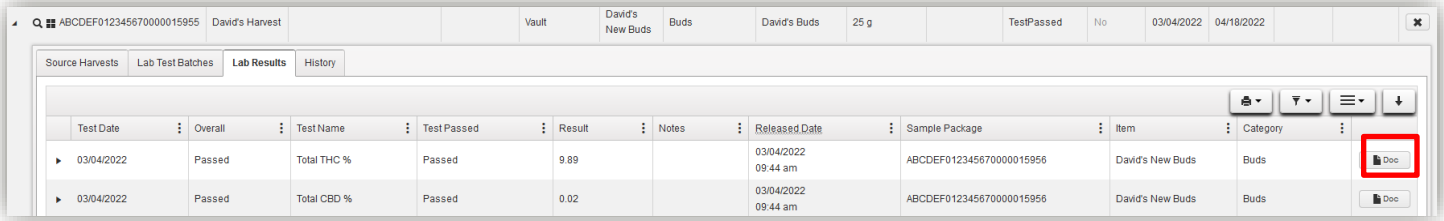


Figure 1: Selecting Doc button to download COA

Viewing COA from Transfer/Manifest Grid

The COA is also able to be downloaded within the Transfers grid in Metrc as well. Select the arrow to the left of the transfer manifest and then select the Destinations tab to reveal the packages on the manifest. From the list of packages, select the arrow to the left of the package. Then select the Lab Results tab and the Doc button can be seen to the right of the test results in the last column - see **Figure 2**.

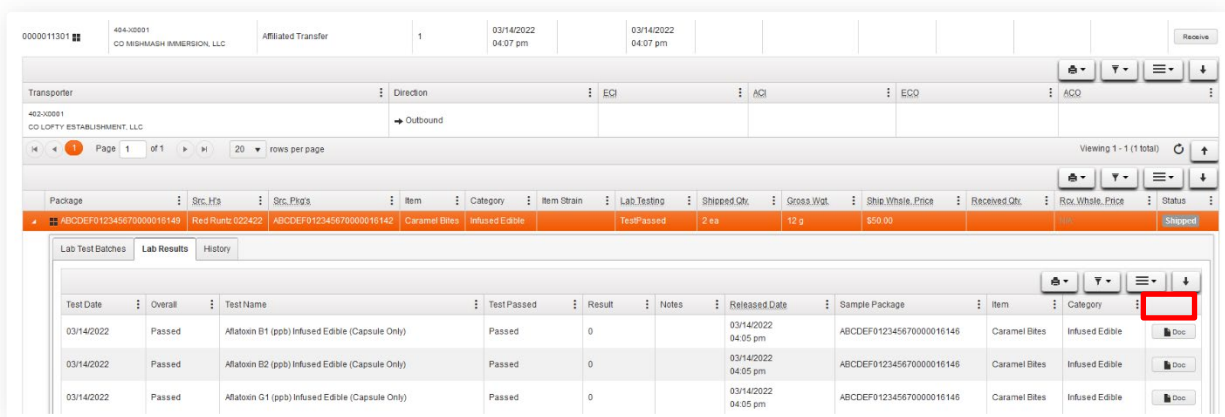



Figure 2: Selecting the Doc button to download the COA

To view the COA from the Lab Results tab, select the  button to download the PDF version of the COA so it can be viewed and/or printed.