

Bulletin Number: MN_IB_0032	Distribution Date: 08/05/2025	Effective Date: Ongoing
Contact Point: Metrc Support	Subject: Updated Medical Tribal and Visiting Sales Guidance	
Reason: To notify dispensaries of changes to the Tribal and visiting Medical Patient sales process.		

Greetings,

Metrc, in conjunction with the Minnesota Office of Cannabis Management, would like to notify licensees of changes to the way that sales should be recorded for medical Tribal and visiting medical program patients. This applies to patient sales only, not adult-use sales.

Please read on for more information.

Recording Sales for Tribal and Visiting Medical Program Patients

Recent Minnesota law now allows for sales to visiting medical program patients. To record a sale from a Tribal or visiting medical program patient, a dispensary agent will select the “External Patient” sales type as normal – **see Figure 1.**

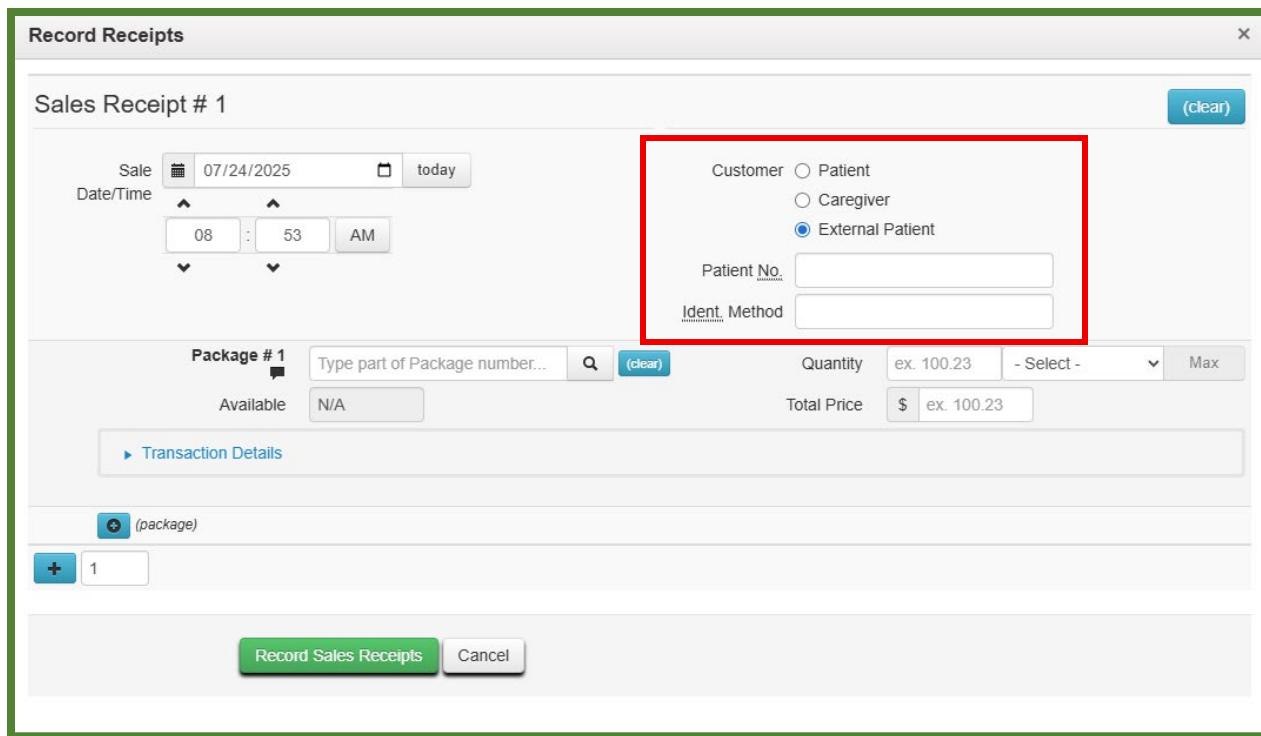


Figure 1: External Patient Customer Type

Within the “Patient No.” field, please use the following formats:

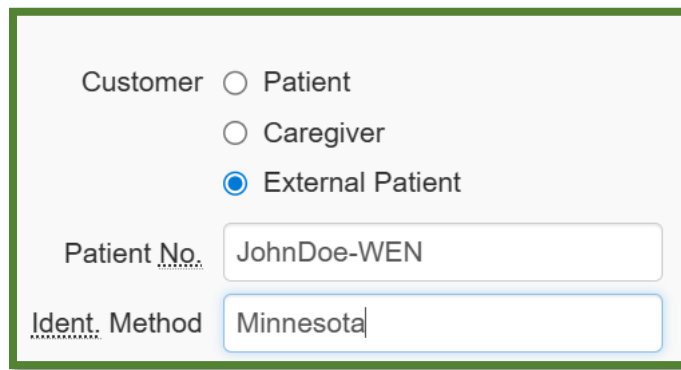
Sales to Minnesota Tribal Patient Program Participants

For Tribal Patient Programs within Minnesota, use “PatientFirstNamePatientLastName-TRIBALABBR,” such as below:

White Earth Nation: “JohnDoe–WEN”

Red Lake Nation: “JaneDoe–RLN”

Please note that there should be no spaces within the “Patient No.” field and that the “Ident. Method” field is required so “Minnesota” should be entered – **see Figure 2 below**. See the bottom of the bulletin for a full list of Minnesota Tribal abbreviations.



Customer ☐ Patient
☐ Caregiver
☒ External Patient

Patient No.

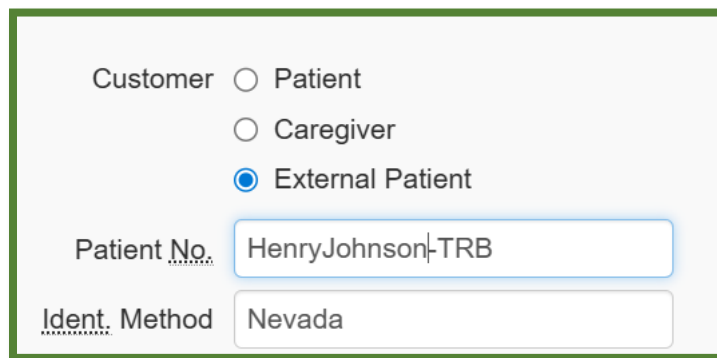
Ident. Method

Figure 2: In State Tribal Patient

Sales to Tribal Patient Program Participants from outside of Minnesota

For sales to Tribal Patient Program Participants outside of Minnesota, use “PatientFirstNamePatientLastName-TRB,” such as “JohnDoe-TBR.”

Please note that there should be no spaces within the “Patient No.” field and that the “Ident. Method” field is required, so the state where the Tribal Medical Program is located should be entered with the state name spelled out fully – **see Figure 3**.



Customer ☐ Patient
☐ Caregiver
☒ External Patient

Patient No.

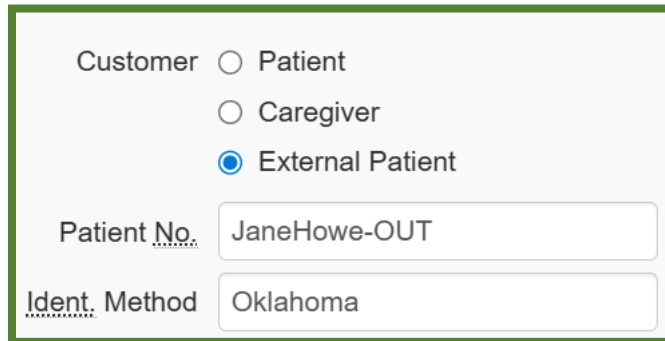
Ident. Method

Figure 3: Out of State Tribal Patient

Sales to Visiting Patients

For visiting patients from another state, district, commonwealth, or territory of the United States, use the patient name followed by “-OUT”: “JohnDoe-OUT.”

Please note that there should be no spaces within the “Patient No.” field and that the “Ident. Method” field is required so the state, district, commonwealth, or territory of the United States is required – **see Figure 4.**



Customer ☐ Patient
☐ Caregiver
☒ External Patient

Patient No.

Ident. Method

Figure 4: Out of State Medical Patient

Full List of Tribal Abbreviations

While not all Tribal Nations currently have a medical cannabis program, the OCM wanted to be sure that all users have a full list of abbreviations for all Tribes, should more implement medical cannabis programs in the future.

- Bois Forte Band of Chippewa - BFB
- Fond du Lac Reservation - FDL
- Gichi-Onigaming/Grand Portage Band of Lake Superior Chippewa - GPB
- Leech Lake Band of Ojibwe - LLB
- Lower Sioux Indian Community - LSI
- Mille Lacs Band of Ojibwe - MLB
- Prairie Island Indian Community - PII
- Red Lake Nation - RLN
- Shakopee Mdewakanton Sioux (Dakota) Community - SMS
- Upper Sioux Community - USC
- White Earth Nation - WEN

Metrc resources

If you have any questions, or need additional support, the following resources are available:

Contact Metrc Support by navigating to [Support.Metrc.com](https://support.metrc.com), or from the Metrc System, click the Support area dropdown on the navigational toolbar and click support.metrc.com to redirect to the portal.

Please note: If accessing the portal for the first time, a username (which is established when logging in), the respective state and “Facility license number”, and a valid email to set a password are required.

Metrc Learn: Metrc Learn is redesigned to offer interactive educational opportunities to enhance Metrc system users’ skills and provide various training options based on experience level.

In addition, the learning system is organized into facility-specific programs made up of various courses. To log in or register for an account, visit [Metrc Learn](#).

Access additional resources: In the Metrc system, click on the Support area dropdown on the navigational toolbar and select the appropriate resource, including educational guides, manuals, and more.

Thank you for your continued partnership.