

<b>Bulletin Number:</b> CA_IB_2025-007	<b>Distribution Date:</b> 11/18/25	<b>Effective Date:</b> 12/15/25
<b>Contact Point:</b> Metrc Support	<b>Subject:</b> Required Lab Test Batches	
<b>Reason:</b> To introduce Testing Laboratories and Distributors to new functionality that requires a specific lab test batch based on item category.		

Greetings,

Metrc and the DCC are pleased to announce the launch of new functionality on December 15, 2025, designed to support licensees in meeting regulatory compliance testing requirements.

This bulletin provides guidance to Testing Laboratories on how to use the new functionality to identify the *Lab Test Batch* that must be analyzed to ensure the product meets regulatory compliance testing requirements.

While this new functionality does not require any additional actions from Distributors, this bulletin introduces them to the *Required Lab Test Batch* information that will appear in Metrc when creating test sample packages. As a reminder, Distributors are required to accurately choose the *Item Category* for products in their inventory.

Please read on for additional information.

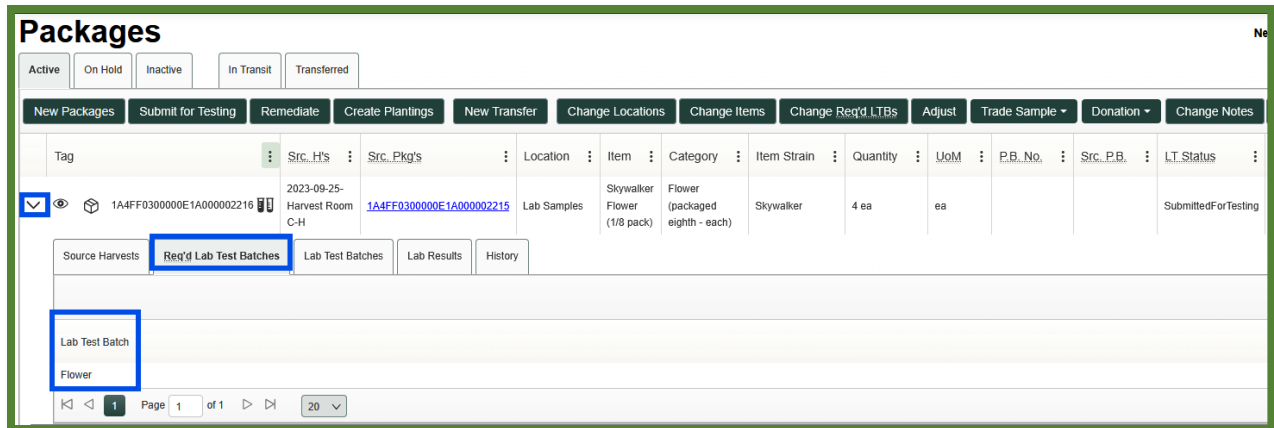
## Sample Package Creation and Transfer

Sample packages created on or after December 15, 2025, will automatically be assigned a *Required Lab Test Batch* based on the *Item Category* of the product to be tested.

Distributors will see both the required and additional *Lab Test Batches* applicable to the *Item Category* of the lab sample package listed in the *Required Testing* section of the *Submit for Testing* action window. The *Required Lab Test Batch* is pre-selected, additional batches are unselected, and all options are grayed out with their checkboxes disabled. The *Required Lab Test Batch* cannot be updated and additional testing cannot be requested from this window.

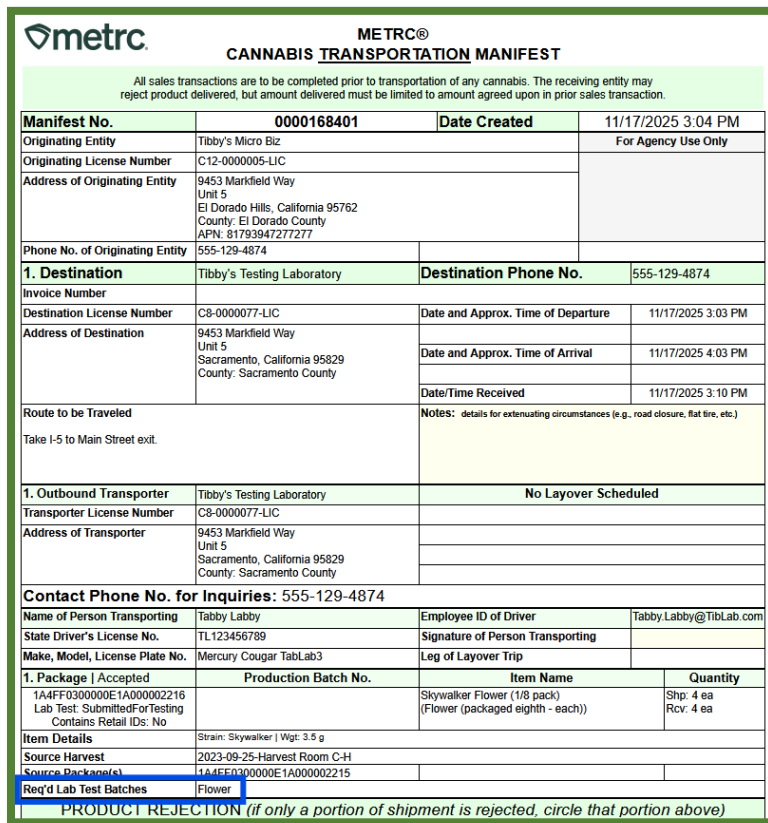
**Figure 1: Required Testing Section on Submit for Testing Action Window**

After clicking the *Submit for Testing* button, the sample package is created. The *Required Lab Test Batch* is listed in the drilldown for the sample package.



**Figure 2: Required Lab Test Batch in Package Details**

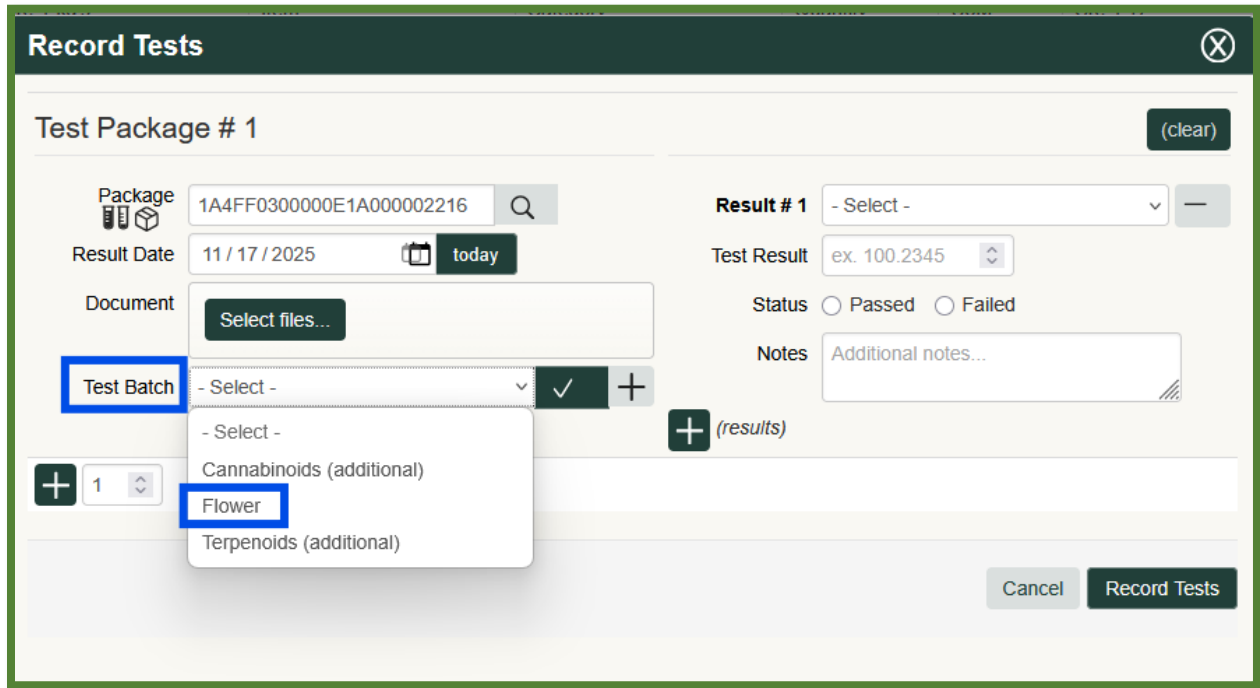
The *Required Lab Test Batch* can also be viewed by the Distributor and Testing Laboratory on the manifest used to transfer a test sample to the Testing Laboratory.



**Figure 3: Required Lab Test Batch on Transfer Manifest**

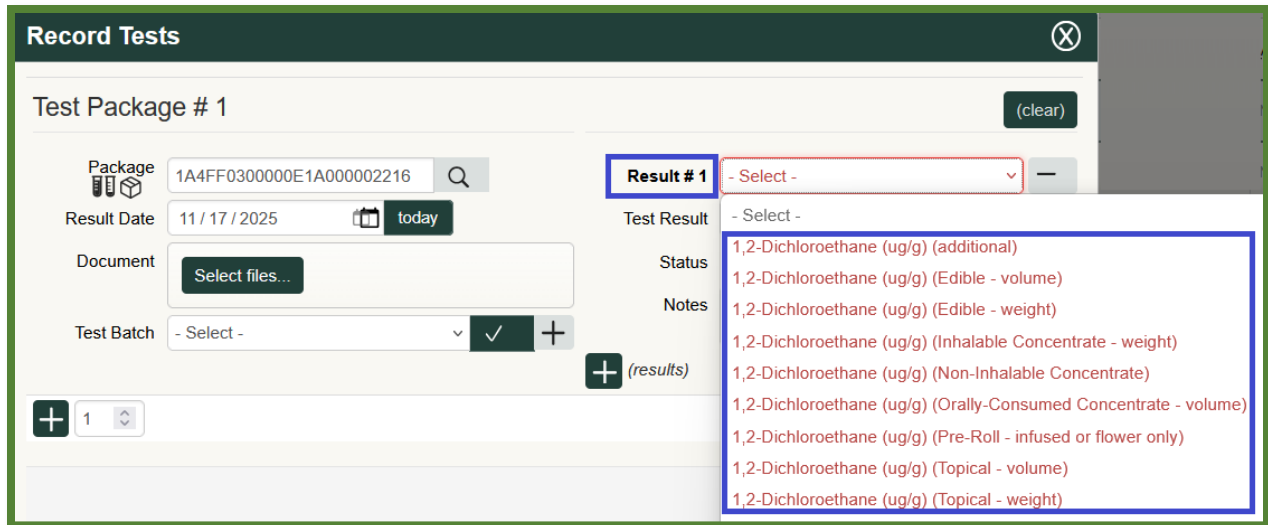
## Recording Test Results

When recording the results through the user interface on sample packages created on or after December 15, 2025, only the *Required Lab Test Batch* and the applicable additional lab test batches are available in the *Test Batch* drop-down list on the *Record Tests* action window.



**Figure 4: Record Tests – Test Batch Selections**

However, the Testing Laboratory is still able to select any lab test type from the *Result* drop-down list, which is not limited by item category:



**Figure 5: Record Tests – Result Sections**

If the Testing Laboratory records results only for lab test types that are not included in the *Required Lab Test Batch*, including additional tests, the *Lab Testing Status* will remain as *TestingInProgress*. If these results were to be released, the source package and any related packages would remain “locked”, preventing them from being transferred.

Tag	Src. H's	Src. Pkg's	Item	Category	Quantity	UoM	LT Status
1A4FF0300000E1A000002216	2023-09-25-Harvest Room C-H	1A4FF0300000E1A000002215	Skywalker Flower (1/8 pack)	Flower (packaged eighth - each)	4 ea	ea	TestingInProgress

**Figure 6: TestingInProgress Lab Test Status**

The *Lab Testing Status* is updated to *TestPassed* or *TestFailed* (as appropriate) only when results for every test type in the *Required Lab Test Batch* have been recorded and released by the Testing Laboratory.

### Metrc Resources

If you have any questions, or need additional support, the following resources are available:

**Contact Metrc Support** by using the new full-service system – Service Cloud – by navigating to [Support.Metrc.com](https://support.metrc.com), or from the Metrc System, click the Support area dropdown on the navigational toolbar and click support.metrc.com to redirect to the portal.

*Please note:* If accessing the portal for the first time, a username (which is established when logging in), the respective state and “Facility license number” and a valid email to set a password are required.

**Metrc Learn:** Metrc Learn was recently redesigned to offer interactive educational opportunities to enhance Metrc system users’ skills and provide various training options based on experience level.

In addition, the learning system is organized into facility-specific programs made up of various courses. To log in or register for an account, visit [Metrc Learn](#).

**Access additional resources:** In the Metrc system, click on the Support area dropdown on the navigational toolbar and select the appropriate resource, including educational guides, manuals, and more.

Thank you for your continued partnership.