

Bulletin Number: MD_IB_0121	Distribution Date: 06/24/2026 UPDATED	Effective Date: 07/31/2026 UPDATED
Contact Point: Metrc Support	Subject: Items in Discontinued Item Categories	
Reason: Guidance for licensees on remaking items from discontinued item categories.		

Greetings,

Metrc in conjunction with Maryland Cannabis Administration is providing guidance for licensees to remake items from discontinued item categories.

Topics in this bulletin include:

- Identifying Existing Items in Discontinued Item Categories
- Best Practices for Remaking Items
- Metrc Resources

Items using item categories that have been discontinued in Metrc must be remade into valid item categories and the noncompliant (old) item must be discontinued by **July 31, 2026**. After that date, any items from discontinued item categories are subject to being revoked by MCA.

Please read on for further information.

Identifying Existing Items in Discontinued Item Categories

Per [Metrc Industry Bulletin #69](#), it was stated that any package created after implementation of Adult Use item categories must be properly categorized.

The updated list of current item categories in Maryland is in Metrc Expert. Reference Maryland FAQs, Common Questions about Metrc Packages.

Discontinued Item Category	Current Item Category
Capsule/Chewable Gel for Oral Admin	Infused Edible (Capsule Only)
Edible for Oral Admin	Infused Edible
Kief	Concentrate (Each) or Concentrate (Weight)
Lozenge	Infused Edible
Oils for Oral Admin	Tincture for Oral Administration
Solution for Oral Admin	Tincture for Oral Administration

To identify existing items in your license in item categories that have been discontinued, navigate to the Admin area on the navigational toolbar. Select the Items option from the drill down menu. In the Items grid, use the filter functionality on the Category column to find existing items in each discontinued item category – see **Figure 1**.

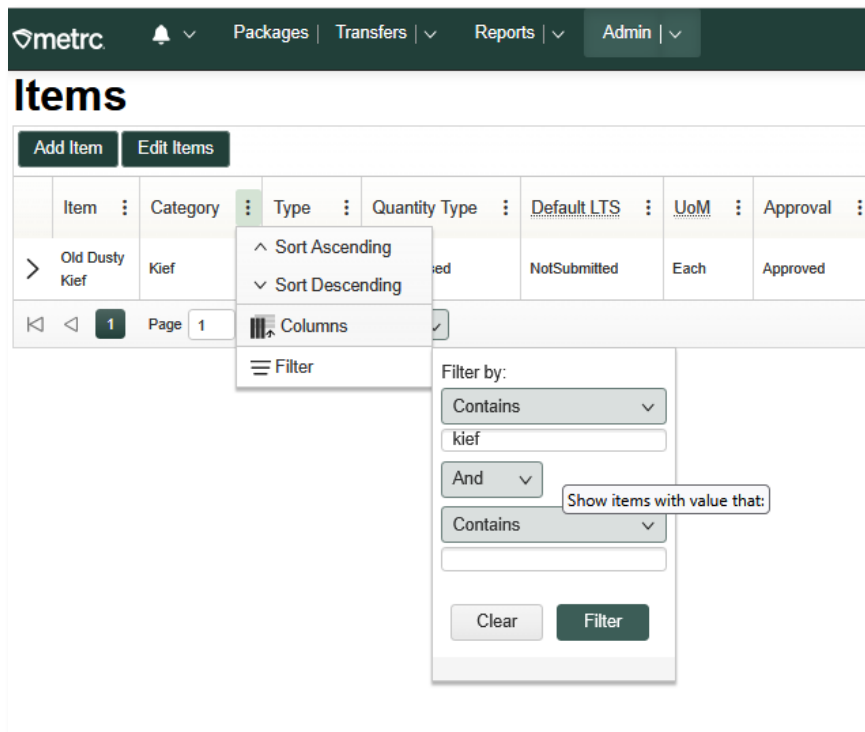


Figure 1: Filter Item grid to find items in discontinued item categories

Upon filtering the Items grid for a discontinued item category, use the export button to export the existing items list for each discontinued item category. It will be helpful to have this information when remaking items into correct item categories.

Best Practices for Remaking Items

New Item Name must differ from old (existing) Item Name

Creating a new Item before discontinuing the old item is recommended as a best practice. However, the new Item Name must be at least one character different than any previously used Item name.

To create a new Item name that differs by at least one character, users can choose to either add or remove characters. Users may want to take this opportunity to clarify item names or add details.

NOTE: Items that are currently miscategorized may need to be recreated in an item category that requires state approval. After a new item has been approved for use by the MCA, users should discontinue the older pre-existing item(s) to avoid confusion between versions.

Discontinuing an Item

TIP: Discontinuing an item removes it from the Item grid, and it cannot be reinstated. Even if an item is discontinued in error, the item must be recreated and approved before it can be used. Please use caution when discontinuing items for this reason.

To discontinue an older pre-existing item, go to the Items grid and find the item that needs to be discontinued. Select the “X” (discontinue) button to the far right of the item you wish to discontinue and click it – **see Figure 2.**

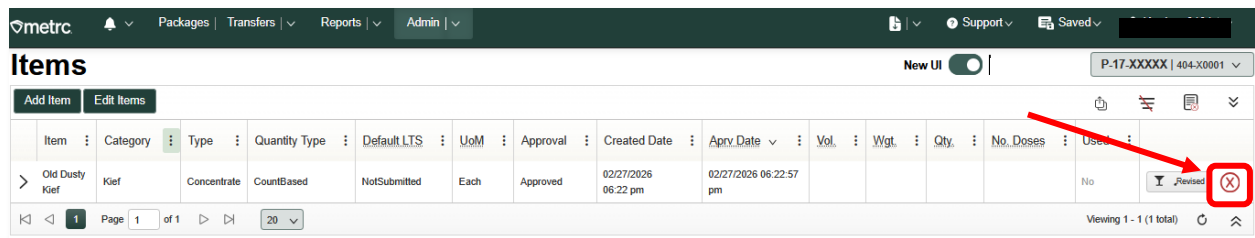
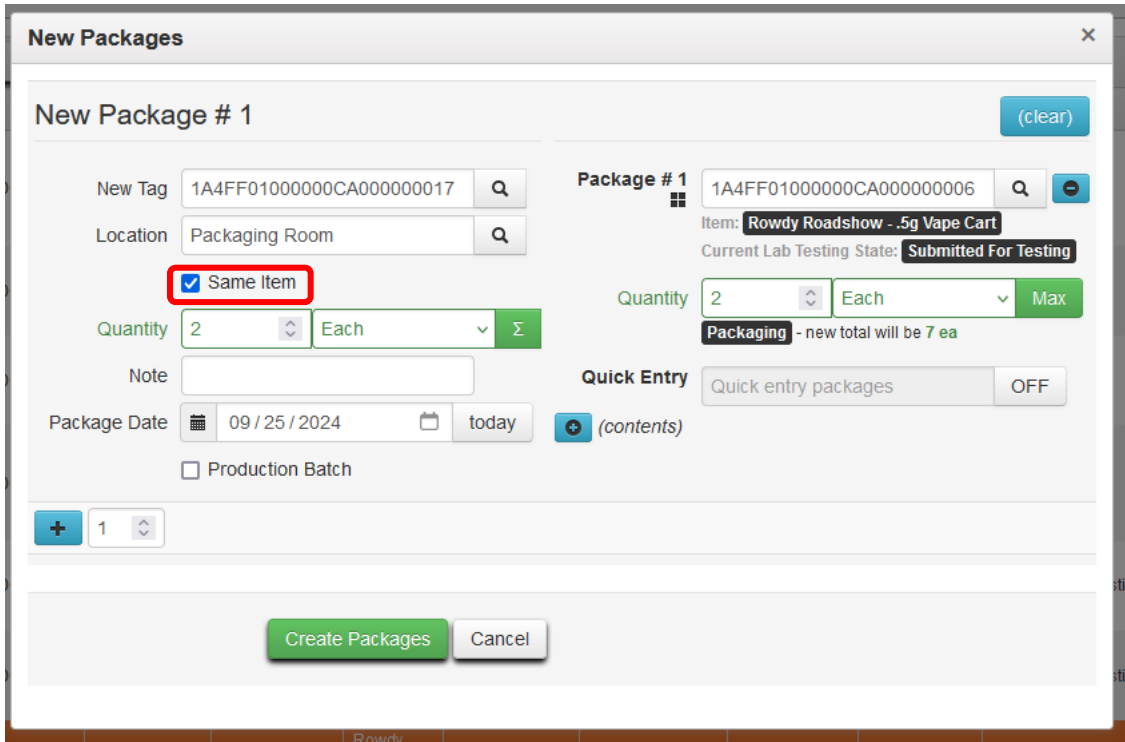


Figure 2: Discontinue an Item by clicking the “X” button

After an item has been discontinued, existing packages made with that item can still be submitted for testing, transferred, sold from, and repackaged.

To use an item that has been discontinued, use the “Same Item” checkbox when submitting for testing, transferring, registering sales, or repackaging - see **Figure 3**.



The screenshot shows the 'New Packages' window in the Metrc system. It is titled 'New Package # 1' and includes a '(clear)' button. The form contains several fields: 'New Tag' (1A4FF01000000CA000000017), 'Location' (Packaging Room), 'Quantity' (2), and 'Each' (unit). A red box highlights the 'Same Item' checkbox, which is checked. Other fields include 'Package # 1' (1A4FF01000000CA000000006), 'Item: Rowdy Roadshow - .5g Vape Cart', 'Current Lab Testing State: Submitted For Testing', 'Packaging - new total will be 7 ea', 'Quick Entry' (OFF), and 'Package Date' (09/25/2024). At the bottom, there are 'Create Packages' and 'Cancel' buttons.

Figure 3: Select Same Item Checkbox When Using a Discontinued Item

Metrc resources

If you need additional support, the following resources are available:

Metrc Support

You can submit and track a case via the [Support portal](#) or by calling 877-566-6506. Our team is available:

- Monday – Friday, 8 a.m. ET – 10 p.m. ET
- Saturday 10 a.m. – 8 p.m. ET
- Sunday – Voicemail or portal only

Please note: If accessing the portal for the first time, a username (which is established when logging in), the respective state, “Facility license number”, and a valid email to set a password are required.

Metrc Learn

Our on-demand training platform provides users with interactive, educational information on system functionality to expand skillsets and drive workflow efficiencies.

Access [Metrc Learn](#) directly or via the Support drop-down in Metrc. If you have not yet registered for Metrc Learn, that will be your first step.

Metrc Expert

In the Metrc system, click on widget icon in the lower right-hand corner to open the Metrc Expert knowledge base to access step-by-step guides, ask questions, and more.

Metrc.com

Explore your [state’s partner page](#) for training links, FAQs, and more.

Thank you for your continued partnership.