

Bulletin Number: OH_IB_0086	Distribution Date: 04/16/2026	Effective Date: 04/16/2026
Contact: Metrc Support	Subject: Item Brand Updates / New Category Name	
Reason: To provide alignment on upcoming DCC updates.		

Greetings,

The Ohio Division of Cannabis Control (DCC or Division) has issued guidance to the industry regarding the following:

- Changes to how Item Brand functionality in Metrc Ohio is expected to be utilized by the industry in terms of payment submission.
- A change of name for the Item Category Bulk Liquid/Powder Soluble. This category is being updated to Bulk Non-Inhalable (weight based).

Please read on for additional information, resources and best practices that may help facilities effectively transition into these updates.

Product/Item Category Update

Effective April 16th, The Ohio Division of Cannabis Control is changing the Category name Bulk Liquid/Powder Soluble to **Bulk Non-Inhalable (weight based)**. This name change is designed to provide a clear way for processors to record inventory that is in bulk form, recorded in inventory by weight, and is not intended to be packaged as an inhalable product. Items in this category can be in-process or in final form for testing purposes. **Any existing inventory that under the Bulk Liquid/Powder Soluble category will be updated in Metrc by the DCC; no action will be required by licensees for existing items.**

Examples of Bulk Non-Inhalable (weight based) items include:

- Soluble liquid or powder that is intended to be mixed with liquid and then administered orally.
- Infused liquid or powder that will be processed into tablets, capsules, or pills.
- Infused liquid edibles such as honey or syrup; or
- In-process items that have not been portioned into units or pieces that can be individually counted.
- The Bulk Non-Inhalable (weight based) category does not include items that meet the definition of cannabis beverage.

Item Brand Updates

Effective April 17th, Ohio users should anticipate the following changes to Item Brand Functionality:

- When submitting a new Item Brand in Metrc, the Item Brand will automatically become active.

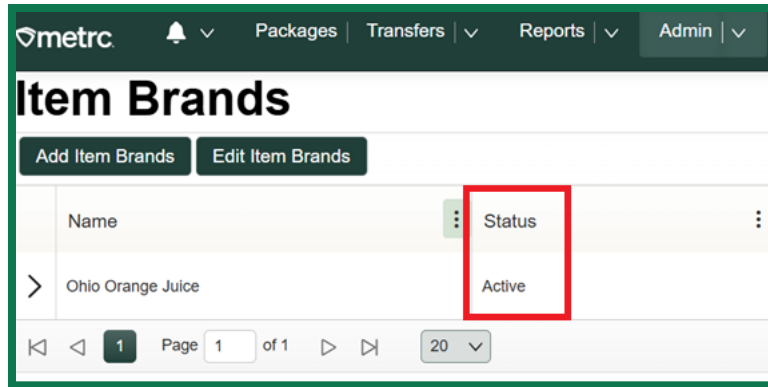


Figure 1: New Item Brand Submissions- Active

- Item Brands with previous payment will remain in the Paid or In Use Status. These Item Brands will remain active and functional for the industry.

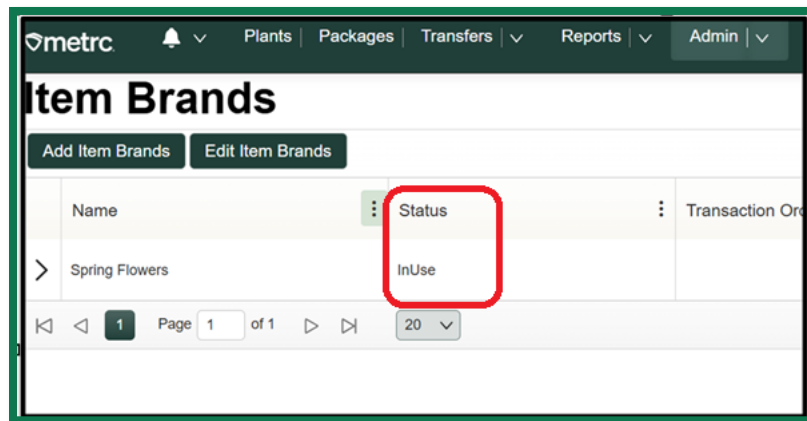


Figure 2: Existing Item Brands Remain Functional

- Item Brands that have been created but are in the *NotPaid* status can be updated to Active by selecting the brand and then choosing the “Edit Item Brands” button.

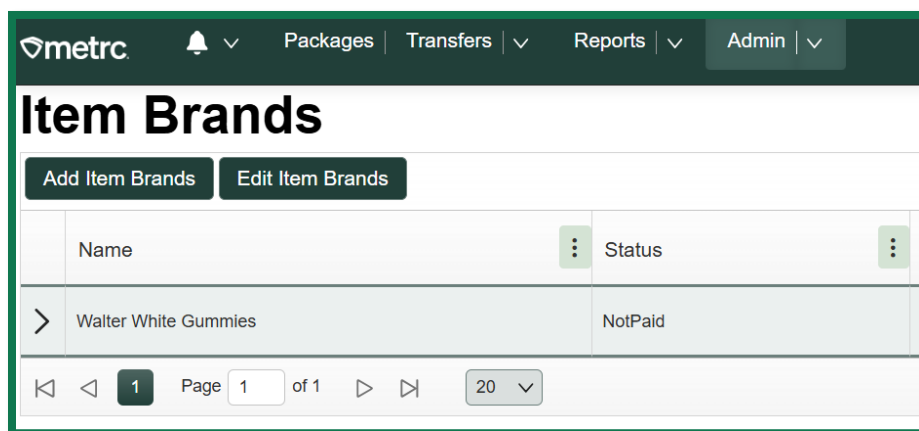


Figure 3: Activating Unpaid Brands Via Edit Item Brands

In the Edit Item Brand modal, simply select “Save Item Brands” and the Item Brand will update to Active.

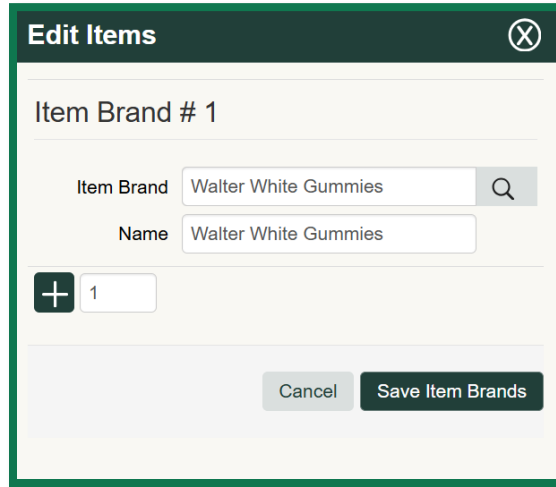


Figure 4: Save Item Brand to Activate

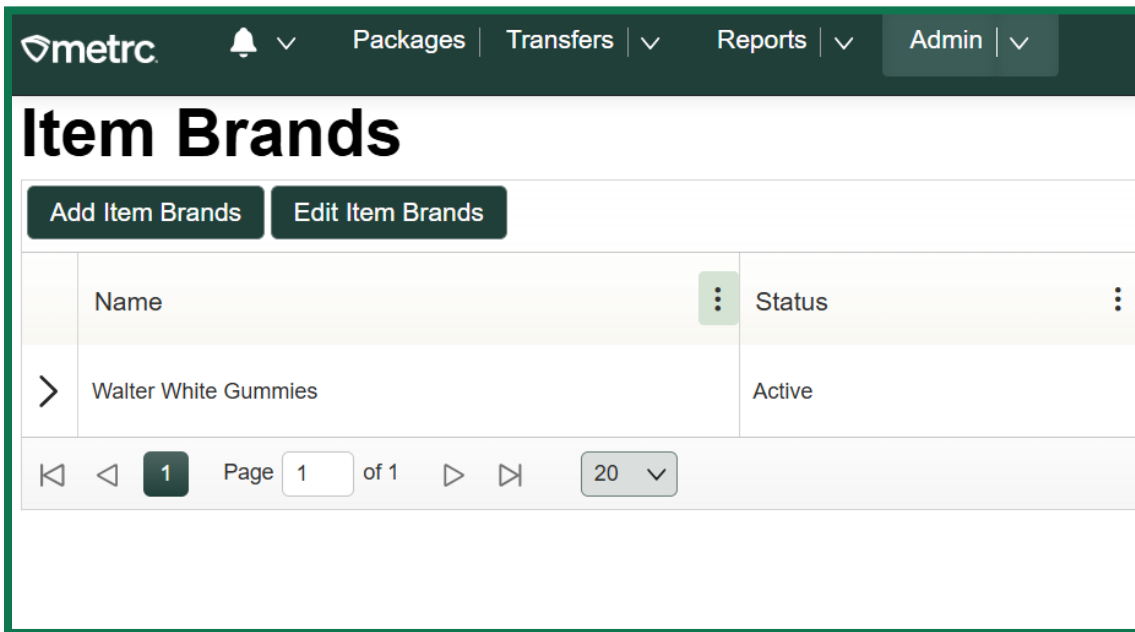


Figure 5: Activated Item Brand

TIP: A user can edit multiple Item Brands simultaneously by selecting multiple Item Brands in the grid and then selecting the “Edit Item Brands” button.

Figure 6: Edit Multiple Brands Simultaneously

IMPORTANT NOTES:

- Items are still subject to the Item Approval process in Metrc that currently is set forth by the Division.
- Be sure to read the DCC guidance on Item Brand process updates in full.
- There are no API impacts to these changes.

Metrc Resources

If you have any questions or need additional support, the following resources are available:

Contact Metrc Support

By navigating to [Support.Metrc.com](https://support.metrc.com), or from the Metrc System, click the Support area and navigate to support.metrc.com and it will redirect to the portal.

Please note: If accessing the portal for the first time, a username (which is established when logging in), the respective state and “Facility license number,” and a valid email to set a password are required.

Metrc Learn

Metrc Learn is designed to provide users with interactive, educational information on system functionality to expand skillsets and drive workflow efficiencies.

Accessing the new [Metrc Learn](#) LMS is simple through multiple convenient locations:

From within the Metrc system

Navigate to the drop-down Support menu on the navigational toolbar and select “Sign up for Training” to register.

From the Metrc website

Navigate to your [state’s partner page](#) and scroll down to the “Metrc’s Training Resources” section to find the link.

Also, save the link – *learn.metrc.com* – as a bookmark in your preferred web browser. If you have the existing link saved as a bookmark, please replace it with the new link.

Access additional resources

In the Metrc system, click on the Support area dropdown on the navigational toolbar and select the appropriate resource, including educational guides, manuals, and more.

Thank you for your continued partnership.